



BLUECIELO MERIDIAN ENTERPRISE 2017

[Release Notes](#)

[Reference](#)



LEGAL NOTICE

© 2017 BlueCielo ECM Solutions Holding B. V.
Polarisavenue 1
2132 JH Hoofddorp
The Netherlands

All rights reserved. The name BlueCielo® is registered in the U.S. Patent and Trademark Office and in many countries around the world by BlueCielo ECM Solutions Holding B.V. All other brand names and product names mentioned in this document are trademarks or registered trademarks of their respective owners.

The information contained in this document is subject to change without notice. This publication or parts thereof may only be reproduced if its source is explicitly mentioned. BlueCielo ECM Solutions makes no warranty of any kind with regard to this material, including, but not limited to, the implied warranties of merchantability and fitness for a particular purpose. BlueCielo ECM Solutions, or any of its subsidiaries, shall not be liable for errors contained herein or for incidental or consequential damages in connection with the furnishing, performance, or use of this material.



CONTENTS

Legal Notice	i
Contents	ii
1 Introducing Meridian Enterprise 2017	1
1.1 What's in this guide	1
1.2 Who should read this guide	2
1.3 Understanding the typographic conventions	2
1.4 Getting technical support	4
1.5 Release history	5
2 Release 2017	6
2.1 What's New in Meridian Enterprise 2017	6
2.1.1 Features deprecated in Meridian Enterprise 2017	6
2.1.2 Administration improvements	7
2.1.2.1 Migrating existing synchronization jobs	15
2.1.3 Application link improvements	16
2.1.4 Client improvements	18
2.1.5 Configuration improvements	23
2.1.6 Customization improvements	23
2.1.7 Viewer improvements	24
2.1.8 Documentation improvements	26
2.2 What's new in BlueCielo Meridian Explorer 2017	27
2.3 What's new in BlueCielo Publisher 2017	30
3 Release 2016 SP1	33
3.1 What's New in Meridian Enterprise 2016 SP1	33
3.1.1 Administration improvements	33
3.1.2 Application link improvements	34
3.1.3 Client improvements	35



3.1.4	Configuration improvements	35
3.1.5	Customization improvements	36
3.1.6	Viewer improvements	36
3.2	What's new in BlueCielo Meridian Explorer 2016 SP1	37
3.3	What's new in BlueCielo Publisher 2016 SP1	37
4	Release 2016	39
4.1	What's New in Meridian Enterprise 2016	39
4.1.1	Features deprecated in Meridian Enterprise 2016	39
4.1.2	Administration improvements	40
4.1.3	Application link improvements	43
4.1.4	Client improvements	44
4.1.5	Configuration improvements	46
4.1.6	Customization improvements	48
4.1.7	Viewer improvements	49
4.2	What's new in BlueCielo Meridian Explorer 2016	49
4.3	What's new in BlueCielo Publisher 2016	52
5	Release 2015	55
5.1	What's New in Meridian Enterprise 2015	55
5.1.1	Administration improvements	55
5.1.2	Application link improvements	57
5.1.3	Client improvements	58
5.1.4	Customization improvements	59
5.1.5	Viewer improvements	60
5.2	What's new in BlueCielo Meridian Enterprise Server 2015	61
5.3	What's new in BlueCielo Publisher 2015	62
6	Release 2014 SP2	64
6.1	What's New in Meridian Enterprise 2014 SP2	64
6.2	What's New in Meridian Enterprise Server Release 2014 SP2	67
6.3	What's New in BlueCielo Publisher Release 2014 SP2	68



7	Release 2014 SP1	70
7.1	What's New in Meridian Enterprise 2014 SP1	70
7.1.1	Administration improvements	70
7.1.2	Application link improvements	71
7.1.3	Client improvements	71
7.1.4	Configuration improvements	73
7.1.5	Customization improvements	74
7.1.6	Viewer improvements	75
7.2	What's New in Meridian Enterprise Server Release 2014 SP1	75
7.3	What's New in Publisher Release 2014 SP1	77
8	Release 2014	79
8.1	What's New in Meridian Enterprise 2014	79
8.1.1	Multithreaded database engines	79
8.1.2	Administration improvements	79
8.1.3	Application link improvements	81
8.1.4	Client improvements	81
8.1.5	Configuration improvements	82
8.1.6	Customization improvements	83
8.1.7	Documentation improvements	83
8.1.8	Viewer improvements	83
8.2	What's New in Meridian Enterprise Server Release 2014	84
8.3	What's New in Publisher Release 2014	86
9	Known Problems	88
9.1	Application Links	88
9.1.1	Error: Inventor needs to be installed for the import to work	88
0.0.1	Application links in mixed mode	88
9.1.2	AutoCAD P&ID limitations	88
9.1.3	Meridian Enterprise Replace in Inventor	88
9.1.4	Synchronizing Sheet Set Properties and References	88



9.1.5	Viewing AutoCAD drawings in Application Integration	89
9.1.6	Autodesk Inventor remains in memory after titleblock update	89
9.1.7	File error when synchronizing Inventor references	89
9.2	Client Functionality	89
9.2.1	Content indexer error	89
9.2.2	Jagged icons	89
9.2.3	Opening the shortcut menu on a folder	90
9.2.4	Opening MS Office 2007 templates on Vista	90
9.2.5	Building reports with MS Word templates on Vista	90
9.2.6	Opening HTML files on Vista	90
9.2.7	Unsupported features of 64-bit clients	90
9.2.8	Semicolon in folder names	90
9.2.9	Opening AutoCAD assemblies after import	90
9.3	Customization	91
9.3.1	Recompiled extensions are not backward compatible	91
9.3.2	Empty drop-down lists for properties in the Field-Path definition	91
9.4	Server Functionality	91
9.4.1	Site cache preload fails	91
9.4.2	Error: Failed to add license. The data is invalid	92
9.4.3	Error: TypeLoadException: Could not load type 'System.ServiceModel.Activation.HttpModule'	92
9.4.4	AutoCAD rendering module error: Failed to get capabilities	92
9.4.4.1	Signature page not added to rendition	92
9.4.5	Background	92
9.4.6	Description	92
9.4.7	Performance counter problems with data collectors	93
9.4.8	Outlook searches fail	93
9.4.9	Windows Search with large files	93
9.4.10	Meridian Administrator empty and unresponsive	93



9.4.11	Vault incompatibility between Windows operating system versions	93
9.4.12	Content indexing vaults with non-Western character names	95
9.4.13	Revision number cut off	95
9.4.14	Some privileges do not work in workflow definition states	95
9.5	Setup	95
9.5.1	Windows restart required after server installation changes	95
9.5.2	AMFS not certified by Microsoft	96
9.5.3	File information missing	96
	Autodesk	97
	Contex	97
	Oracle	97
	Microsoft	97
9.5.4	Unsigned executables	97
	AccuSoft	97
	Autodesk	98
	Contex	101
	InstallShield	101
	MicroQuill	101
	Microsoft	101
	Oracle	102
9.5.5	AutoVue setup	108
9.5.6	Vaults unavailable after installing Meridian Enterprise 64-bit edition	108
9.6	Viewers	108
9.6.1	AutoVue	108
9.6.2	Draft Print doesn't work in NavisWorks Freedom viewer	110
9.6.3	Watermarks not supported by Adobe Reader X	110
9.7	Web Access	110
9.7.1	Access denied opening documents in Remote mode	110
9.7.2	Edit Hotspot toolbar button state doesn't change	110



9.7.3	Viewer overlays drop-down lists	110
9.7.4	Property pages frame empty if UseFrames enabled	110
9.7.5	HTTP Error 404.2 - Not Found	110
9.7.6	64-bit support	110
9.7.7	Title block field update upon check-in	111
9.7.8	SharePoint 2003 and WebAccess on one server	111
9.8	BlueCielo Publisher	111



1 INTRODUCING MERIDIAN ENTERPRISE 2017

BlueCieloMeridian Enterprise is the departmental to enterprise-wide engineering content management system from BlueCielo ECM Solutions. It can be installed with the following database engines: BlueCielo Hypertrieve, Microsoft® SQL Server®, or Oracle® (see the *Supported Applications* list for your Meridian version available from your BlueCielo ECM Solutions Certified Partner or the BlueCielo ECM Solutions extranet). The number of vaults, documents, and concurrent users is limited only by available hardware resources on the host server computer.

Before you begin

Complete the tasks before you attempt to install Meridian Enterprise 2017:

- (Optional) Run the Vault Consistency Toolkit tools as described in the *BlueCielo Meridian Enterprise Administrator's Guide*. This will report the current condition of the vaults before they are upgraded. You might want to perform some repair or cleanup in advance.
- We highly recommend that before installing Meridian Enterprise 2017 on a production server that you perform a trial upgrade in an isolated test environment with copies of your vaults and your customization. This will allow you to identify potential problems and solve them in conjunction with BlueCielo ECM Solutions before they pose a real problem in your production environment. Proceed to install on a production server only when you are sure that the upgrade process has the required result.
- Run the Prepare for Backup wizard followed by a complete backup of your system.

Also make daily backups of all critical data. Store the backup in a safe location before making significant changes to the system. Whether you are upgrading the Meridian Enterprise software, updating some other system components, changing the vault configuration, or something seemingly insignificant like adding a navigation view, always make sure that you can revert back to the previous working configuration with as little effort and loss of productivity as possible.

1.1 What's in this guide

This document contains important information about BlueCielo Meridian Enterprise 2017:

- Release history of supported Meridian Enterprise versions, including brief descriptions of the new features as well as the minor changes and improvements.
- Known problems that could not be resolved before this release and that remain in the product. These are typically minor issues that could potentially affect a very small number of customers and for which practical workarounds exist. These issues are often resolved in the next release.

For detailed information about Meridian Enterprise, review the following additional documents:



- *BlueCielo Meridian Enterprise Administrator's Guide* included with this release
- *BlueCielo Meridian Enterprise Configuration Guide* included with this release
- *BlueCielo Meridian Enterprise User's Guide* included with this release
- *Meridian Enterprise Supported Software* for version 2017 available on the [BlueCielo ECM Solutions website](#).

1.2 Who should read this guide

This guide is intended for:

- BlueCielo Meridian Enterprise system administrators preparing to install or upgrade to this release or configure new features.
- BlueCielo Meridian Enterprise users who want to learn about the new features in this release.
- BlueCielo ECM Solutions Solution Partners who want to learn about the new features in this release.

1.3 Understanding the typographic conventions

The table below describes the typographic conventions used throughout this manual.

Typographic conventions

Convention	Example	Description
bold	Edit	Named user interface elements: menu items, button names, dialog box titles, dialog box options, icons, and so on.
italic	<i>BlueCielo Meridian Enterprise Administrator's Guide</i>	Names of other documents.
monospace	<code>Document.DisplayName</code>	Programming code, configuration file settings, and file system paths and folder names. Also user-defined code elements appearing in the narrative text.
light gray background	<code>Call WinMsgBox("Hello, world!")</code>	Programming examples that include sample data and are not intended to be used without modification.



Typographic conventions (continued)

Convention	Example	Description
bold	Document.Log(<i>Line</i>)	Named code elements: events, procedures, functions, objects, classes, methods, object properties, constants, and so on appearing in the narrative text except user-defined code elements. Variables and parameters appear in italic type.
italic	<i>local workspace</i>	Introduction of a new term and its definition. Many terms can also be found in the Glossary if one is included in the guide.
bold monospace	regsvr32 /u	Command-line commands and parameters.
default font	F5, Ctrl+O	Key names, combinations, and sequences.
italic	<i><DocumentName></i>	Placeholders
bold+blue	Note	<div style="border: 1px solid #ccc; border-radius: 10px; padding: 10px; background-color: #f9f9f9;"> <p>Note Related information that is not directly applicable to the adjacent text or might be useful under uncommon circumstances, supplemental, an aside.</p> </div>



Typographic conventions (continued)

Convention	Example	Description
		<div data-bbox="1050 383 1385 719"> <p>Tip Information for intermediate to advanced users on how to use the adjacent text in a more efficient or productive way.</p> </div> <div data-bbox="1050 741 1385 954"> <p>Warning Information that, if not heeded, could result in lost data or accidents.</p> </div> <div data-bbox="1050 976 1385 1234"> <p>BIT Information applicable only if the BlueCielo Industry Template (BIT) is used.</p> </div>
bold	DisplayName	Meridian Enterprise property names

1.4 Getting technical support

Technical support for BlueCielo products is available from a variety of sources if you have an active support contract. Your first source of support is the authorized contacts designated by your company to participate in the support contract. They are the persons that are responsible for resolving problems with BlueCielo software before contacting outside sources of support. If your company works with a BlueCielo Partner, that partner is your second source of support. BlueCielo Partners are responsible for providing technical support to their customers in order to maintain their status as BlueCielo Partners. BlueCielo will assist the partner company, if necessary, to help resolve your problem. If your company is a direct BlueCielo customer, your authorized contacts may communicate directly with BlueCielo to resolve your problem.

BlueCielo Partners and direct customers have access to all of these BlueCielo technical support resources:

- Online Self Service Center – Around the clock support issue entry, update, and status.
- Knowledge base – Continuously updated problem solutions, minor releases, updates, and how-to articles about advanced techniques.



- FTP server – Downloadable versions of all BlueCielo products and an upload area for files to assist with problem resolution.
- Email notifications – Immediate alerts to support issue status changes.
- Telephone support – Direct access to highly qualified software support engineers with extensive experience in BlueCielo products.
- BlueCielo customer forum – Online user-led discussions about BlueCielo products.

The available support contract options, terms, and other details are described in these documents that are available from your BlueCielo Partner.

1.5 Release history

Following are the release dates, database version numbers, and build numbers of each supported release of Meridian Enterprise:

Release history

Release	Date	Database Version	Meridian Enterprise Build	Meridian Enterprise Server Build
2017	March 1, 2017	9.80	3853a	3.8.53a
2016 SP1	June 7, 2016	9.70	3212b	3.7.12a
2016	December 31, 2015	9.70	3125b	3.6.25
2015	July 15, 2015	9.60	3023b	3.5.23
2014 SP2	September 25, 2015	9.50	2880b	3.4.22
2014 SP1	December 26, 2014	9.50	2870d	3.4.20
2014	July 7, 2014	9.50	2822d	3.3.12
2013 SP1	November 11, 2013	9.40	2717b	3.2.3
2013	June 26, 2013	9.40	2647b	3.1.2.8



2 RELEASE 2017

2.1 What's New in Meridian Enterprise 2017

The following topics describe the new functionality and the changes and improvements to existing functionality in this release.

Related tasks

Migrating existing synchronization jobs.....	15
----------------------------------------------	----

Related information

Features deprecated in Meridian Enterprise 2017.....	6
Administration improvements.....	7
Application link improvements.....	16
Client improvements.....	18
Configuration improvements.....	23
Customization improvements.....	23
Viewer improvements.....	24
Documentation improvements.....	26
What's new in BlueCielo Meridian Explorer 2017.....	27
What's new in BlueCielo Publisher 2017.....	30

2.1.1 Features deprecated in Meridian Enterprise 2017

Meridian Enterprise has evolved considerably to keep pace with our customers' needs since its debut in 2000. We've also added many new features to keep pace with constantly evolving technology.

To best allocate our development and support resources, some older Meridian Enterprise features are deprecated in this release. These features have been selected either because they have been replaced by newer features with better functionality or because the technology used by the older features has become obsolete or cannot be maintained together with newer technology.

Following is a list of the deprecated features and their replacements.

Deprecated features

Feature	Replacement
Publish command in Meridian Enterprise clients	Custom VBScript command

What this means for your organization is, effective on the date of release of Meridian Enterprise 2017, these features:

- Will not be developed any further, including fixing any known bugs.
- Will no longer be tested with each new release of Meridian Enterprise. Use them at your own risk.
- Might not be supported by other features in the software and without notice.



- Might be removed from the software in future releases and without notice.
- New support issues will not be supported by BlueCielo Technical Support or BlueCielo Professional Services. Any active issues will be resolved according to your current support level agreement.

If you have not done so already, we recommend that you make the following preparations at your earliest opportunity to minimize business disruption when you upgrade to this release:

- Train administrators and end users to stop using the deprecated features and to start using the replacement features.
- Modify the configuration of your environment to stop using these features.
- Migrate all data managed by these features to supported features.
- In the case of deprecated components, remove the components completely from your environment.
- Modify any related or integrated systems accordingly.

For expert professional assistance with planning, training, or implementing these changes, please contact your BlueCielo Partner or BlueCielo Professional Services.

For a list of additional features to be deprecated in future releases, see the [BlueCielo ECM Solutions knowledge base](#).

2.1.2 Administration improvements

The following improvements have been made to the administration of Meridian Enterprise:

ID	Description
MRE-199	Overall EDM Server performance has improved approximately 20% from optimized security validation. The actual improvement for a particular environment will depend on many variable factors.
MRE-691	Microsoft SQL Server failover clusters are now supported.
MRE-804	A new option Include vault configuration has been added to the Prepare for Backup wizard that, when enabled, exports the vault configuration so that it can be included in the vault backup. The <code>.met</code> file that is generated is the same as generated by Meridian Enterprise Configurator.
MRE-1396	Licenses can now be restricted (not reserved) through the GUI and do not require manually editing the server registry. New GUIs have been added to both Meridian Enterprise Administrator and to Meridian Enterprise Server Configurator.



ID	Description
MRE-1694	New command-line arguments OFFLINEMODE and WEBSERVICESMODE have been added to the client installation packages to make it easier to deploy the Meridian Web Client with local workspace synchronization (Application Integration) set to Remote mode. The default mode for interactive installation when the PowerUser client component is not selected has been changed to Remote mode. The corresponding client registry values OfflineMode , WebServicesMode , and DisableOfflineSwitch in the HKEY_LOCAL_MACHINE hive can now be set for all users of the same PC. They can be overridden for the current user by the values with same names in the HKEY_CURRENT_USER hive.
MRE-1733	The performance of exporting and importing large packages of documents and packages containing large documents has been tested. The results averaged 1.67 documents/second for exports and 3.44 to 3.71 documents/second for imports depending on the DBMS where the vault is stored, SQL Server or Oracle.
MRE-1897	The Synchronize draft revision option of Meridian Explorer synchronization jobs now includes multiple draft revisions if more than one exists. If the option is enabled and a document is under revision at the time that the job runs, any draft revisions (one or more) will also be published to the repository. If disabled, only the revisions with the status Unchanged , Released , and Retired are synchronized.
MRE-1950	Microsoft SQL Server 2016 (and SP1) are now supported. SQL Server 2008 is no longer supported.
MRE-2086, MRE-2676	Server and client computers require Microsoft .NET Framework 4.6 Full Profile.
MRE-2090	Package import profiles may now be exported and imported to move them between computers. The transfer of publishing jobs and repository configurations has been changed to work similarly.
MRE-2162	More than 999 licenses are now supported.
MRE-2334	Microsoft SQL Server Express is now supported for the Meridian Enterprise Server configuration database only when Meridian Explorer is not used. If Meridian Explorer is used, one of the full-featured editions is required.
MRE-2388	Vaults hosted on Windows Server 2012 R2 (or Windows 8.1 or higher) must be re-indexed after upgrading to this release. They will appear with the Status value of Reindex required in Meridian Enterprise Administrator.
MRE-2396	The stability of running a synchronization validation job in which large numbers of documents need to be removed has been improved.



ID	Description
MRE-2426	The Copy Outside Vault privilege is now required to download renditions with the Meridian Web Client. This makes the behavior consistent with the PowerUser client.
MRE-2460	A new server registry key CopyOnlyBackup has been added that, when enabled, causes the Prepare for Backup command to produce a SQL Server copy-only backup.
MRE-2477	Resolves a problem with transaction sorting during vault imports.
MRE-2503	The Create References Manually and Publish Document privileges are now applied at the parent folder level instead of at the vault level.
MRE-2517	The City property of user accounts is now synchronized properly from Active Directory by Meridian Enterprise Server and the <code>ADSyncUsers.exe</code> tool.
MRE-2527, MRE-3449	New options Content to include , Lock project copies , Lock master documents , and Create project copy have been added to package type publishing jobs. These options can be used to control changes made when exchanging packages with Meridian360. The locks can be removed by users that have the Unlock from Briefcase permission.



ID	Description
<p>MRE-2529, MRE-3338, MRE-3576, MRE-3700</p>	<p>The Meridian Explorer synchronization engine has been re-engineered to improve performance. The result is 5X-10X faster synchronization depending on the quantities of documents, revisions, tags, references, and projects. Synchronization to MS SQL Server is approximately 10% faster than to Oracle.</p> <p>Synchronization now includes the document metadata only and the document content can be scheduled to be updated separately.</p> <p>The method used to synchronize repositories can be selected with a new Synchronization option. An overview of the synchronization jobs for reach repository is now shown on a new Synchronization page of the repository definition where the jobs can be run manually.</p> <p>By default, Meridian Explorer will show document content that resides in the Meridian Enterprise vault. A new option Document Content has been added to repository definitions. It can be set to import the document content from the source vault to the repository database. New options for the import batch size, multi-threading, and error reporting can be configured to tune the task. It can be run manually or scheduled to run automatically at a desired interval. The copied content can be manually purged from the database with a new command Remove Content, if necessary.</p> <p>The RENDERING option pages are no longer available for Synchronization type jobs. They are still available for Publish type jobs.</p> <p>The new synchronization engine requires the Oracle Data Provider for .NET (ODP.NET) x64 version 11.2 or higher be installed on the Meridian Enterprise Server computer in addition to the previous requirement of the Oracle Data Access Components (ODAC).</p> <p>For more information about how the new synchronization engine affects your existing jobs, see "Migrating existing synchronization jobs" on page 15.</p>
MRE-2566	<p>The Description properties of package export jobs and import profiles now allow up to 500 characters to be entered.</p>
MRE-2567	<p>Detection of variant data types in API calls has been improved.</p>
MRE-2571	<p>A new server registry key VerboseEventFlags has been added that can be used to enable or disable specific types of extended messages in the event log.</p>
MRE-2639	<p>The stability of importing large numbers of documents into Oracle vaults has been improved.</p>
MRE-2653	<p>The Licenses page in the Meridian Enterprise Server Administration Console now shows columns for Last Claimed, Used Since, and Reassigned for the selected licenses.</p>



ID	Description
MRE-2685	Resolved a rare problem that caused out of memory errors.
MRE-2704	Undeleting and purging of documents and folders are now added to the audit log.
MRE-2723	A new option Show mapped users first has been added to the GROUP MAPPINGS list in the Meridian Enterprise Server Administration Console. When enabled, it sorts the list on the AD GROUP column and shows the already mapped groups at the top of the list.
MRE-2804	Fixed an issue with email notifications failing if the user accounts database file extension was .accdb.
MRE-2853	The audit log entry made when a document in a workflow is revoked now includes the document name.
MRE-2864	User names shown in the status bar in PowerUser and in the Meridian Web Client are now affected by the UserNameFormat registry setting on the server.
MRE-2898	Briefcase events that affect documents are now logged in the audit database.
MRE-2916	Unlocking a document for other users is now added to the audit log, if configured.
MRE-2925	Reconnection to SQL Server after a network failure and error reporting have been improved.
MRE-2939	The stability of HyperCache when loading very large vaults has been improved.
MRE-2942	The source code of the Fast Lightweight Expression Evaluator (FLEE) is now installed with the Meridian Enterprise Server program files to comply with the GNU Lesser General Public License . Meridian Enterprise Server uses FLEE to evaluate configuration expressions.
MRE-2961	Resolves a problem that caused vault inconsistencies when documents in a quick change workflow were deleted after the workflow had been revoked following a failed attempt to delete the documents.
MRE-2964	If a vault audit log is configured, successful logon attempts are now also logged in addition to failed attempts.
MRE-2976	AutoVue licenses are now correctly claimed when the client connects to a different server.



ID	Description
MRE-3011	<p>If the operating system of the Meridian Enterprise server is upgraded but the vaults are not reindexed as described in the <i>BlueCielo Meridian Enterprise Administrator's Guide</i>, the status of the vaults will now read Reindex required in Meridian Enterprise Administrator. Previously, the only indication that reindexing was necessary appeared during vault restoration.</p>
MRE-737, MRE-3078, MRE-3079, MRE-3118, MRE-3119, MRE-3121, MRE-3378, MRE-3466, MRE-3580, MRE-3613, MRE-3634, MRE-3635, MRE-3658, MRE-3752, MRE-3896, MRE-4097	<p>The site cache server has been re-engineered for easier deployment, expanded functionality, and better performance:</p> <ul style="list-style-type: none"> ■ It supports both the Meridian Web Client (source documents and renditions) and Meridian Explorer (renditions only). ■ It is installed with Meridian Enterprise Server by default and can be installed stand-alone at remote sites. ■ Site cache servers (local or remote) may now be registered in the Meridian Enterprise Server Administration Console and configured using a web application running on the site cache server. ■ The location of a site cache server for use by a PC is now requested during client software installation and can be set manually in a new setting Site cache URL in the local workspace options of Application Integration. Document transfers will be through the site cache when the new setting Use site cache is enabled in the user's preferences. This URL saved in the BCSiteCacheURL value of the Windows registry in <code>HKEY_LOCAL_MACHINE\SOFTWARE\Cyco\AutoManager\Meridian\CurrentVersion\Client</code>. It can be overridden for the current user by the same setting in <code>HKEY_CURRENT_USER\SOFTWARE\Cyco\AutoManager\Meridian\CurrentVersion\Client\Settings</code>. ■ The site cache is used automatically by a client PC if the Application Integration component is installed on the PC and its site cache settings are configured. A new background process named <code>BlueCieloECM.SiteCache.LwsClient.exe</code> runs on the client PC. ■ If a site cache is enabled for a client PC and the Enable Web Access client components option is also enabled, the client component (ActiveX) is used only for BlueCielo viewer (if enabled), importing documents (instead of the HTML component), and running workflow transitions on multiple documents. ■ Site cache servers now forward client requests for documents that reside on Meridian EDM servers that are on the same network segment as the site cache server directly to the EDM server to prevent unnecessary caching. ■ The site cache server now supports Windows authentication. ■ Site caches now support shared workspaces in Offline mode. ■ Deleted master documents and revoked revisions are removed from the local



ID	Description
	workspaces.
MRE-3087	The options that are shown in the dialog box that is shown for sending packages have been changed for when the destination is Meridian360. The Recipient option is read-only and shows the Meridian360 user name. The Destination option has been renamed to Purpose and only export profiles that specify Meridian360 destinations are listed for selection.
MRE-3105	The Meridian Enterprise Server URL that is used by non-browser clients is no longer updated by the Explorer for iPad app.
MRE-3107	Options in Meridian Enterprise Administrator and in Meridian Enterprise Configurator that required entry of the URL of the Meridian Enterprise Server computer have been removed. The Meridian Enterprise server now retrieves the URL directly from the Meridian Enterprise Server computer.
MRE-3120	The location of a Meridian Enterprise Server computer for use by the Meridian EDM Server service is now requested during server software installation if Meridian Enterprise Server is not installed at the same time.
MRE-3166, MRE-3167	Resolved a problem with database corruption when the network connection is lost. The stability of server reconnections to the database is improved.
MRE-3173	A new registry setting UsePDFTron has been added to Web Access that, when set to 1, forces all renditions in the Meridian Web Client to be shown in PDFTron.
MRE-3183, MRE-2370	The average performance of the EDM Server has been improved approximately 13% over 2016 SP1 and the performance during long periods of heavy loads is more consistent.
MRE-3185	The Delete manual reference event no longer generates two entries in the audit log and the order of the logged parameters has been reversed.



ID	Description
MRE-1247, MRE-2240, MRE-3193, MRE-3258, MRE-3443, MRE-3447, MRE-3485	<p>Meridian Enterprise Server can now be configured to automatically poll a Meridian360 tenancy for import packages, download and scan the packages for dependencies, and import the documents into a Meridian Enterprise vault. If matching project documents already exist in the vault, they are superseded by new revisions. Otherwise, they are imported as new project documents.</p> <p>The connection settings (including optional proxy server settings) for exchanging packages between Meridian Enterprise and Meridian360 can be set in the Meridian Enterprise Server Administration Console. The interval in minutes to poll for incoming packages from Meridian360 can be configured as well as whether or not the packages are scanned for dependencies by a background task. Import profiles can be created that specify Meridian360 as the data source.</p>
MRE-3195	The performance of viewing large audit logs has been improved.
MRE-3203	<p>The performance of full-text searches in repositories hosted in Oracle has been improved. The fix can be enabled by creating a setting named MRE3203 and setting it to true in the file</p> <p><code>C:\ProgramData\BlueCieloECM\Hyperion\WebConfigDto.dat</code> on the Meridian Enterprise Server computer.</p>
MRE-3214	The Windows file system link part number in license codes has changed from FS-PS to F--PUS .
MRE-3226	The performance of creating references from documents that already have thousands of references in a large vault has been improved.
MRE-3270	AutoCAD drawings with digital signatures can now be opened after installing Meridian client software.
MRE-3290	Resolved a database inconsistency that can occur when properties are edited by multiple simultaneous transactions.
MRE-3451	When packages are sent by a publishing job to Meridian360, the recipient of the package is now notified by email.
MRE-3483	A new server registry value CollectExisting has been added to disable the functionality added by MRE-2355 and described in " Client improvements " on page 18.
MRE-3546	The Meridian Enterprise Industry Template (<code>.met</code> file) can now be selected during server installation.



ID	Description
MRE-3732	A new component named Meridian360 Components has been added to the Meridian Enterprise installation package. It can be selected to install the components that are necessary to integrate Meridian Enterprise with Meridian360 using VBScript. The component is not necessary for the built-in integration.
MRE-3823, MRE-3854	<p>As a consequence of the new HTML progress component described in "Client improvements" on page 18, when it is enabled, electronic signatures made in the Meridian Web Client are now only logged to the audit database if the Enable Web Access client components option is disabled (HTML component enabled) for that user.</p> <p>Account locking when a user exceeds the maximum number of failed logon or electronic signature attempts has also changed. Instead of locking the user's Windows account, only the user's Meridian account is locked. New options have been added to the account properties in Meridian Enterprise Administrator and in Meridian Enterprise Server Administration Console to manually lock or unlock accounts.</p> <p>See also "Access denied opening documents in Remote mode" on page 110.</p>
MRE-3883	The Print list folder option in Meridian Enterprise Server has been removed.
MRE-3966	The authenticated logon feature of the Meridian FDA Module no longer requires an ActiveX component on the client PC.

For more information, see *BlueCielo Meridian Enterprise Administrator's Guide*.

2.1.2.1 Migrating existing synchronization jobs

After you upgrade to Meridian Enterprise 2017, the new repository synchronization engine is used for all existing jobs and for new jobs by default. Except for creating additional synchronization tasks as listed below if your business case requires them, no new configuration is necessary. As a consequence, synchronization jobs are simpler than before but they can no longer perform individual document processing like rendering.

Depending on the contents of your repository and the types of its synchronization jobs, you may also notice some of the following effects of the conversion of old synchronization jobs to the new method after the upgrade:

- Project folders that are re-synced will be converted to projects in Meridian Explorer.
- If you do not run a full synchronization, the repository will contain a mix of project folders that were converted to Meridian Explorer projects and others that are still regular folders.
- Project copy documents that reside in the root of the repository will remain there until you re-sync the document or its project.
- Project copy tags that reside in the root of the repository will remain there until you re-sync them.



The following features of synchronization jobs have been removed since the documents are not synchronized individually. For more information about configuring the alternatives, see the *BlueCielo Meridian Enterprise Administrator's Guide*.

Deprecated synchronization job features

Feature	Alternative
Rendering during synchronization	Create a replacement Rendition type job.
Configurable synchronization without projects job type	No alternative. Projects are always synchronized to the Explorer repository.
Copy content to Explorer repository option	Schedule content import with the new repository option Document Content .
Create thumbnails option	Create a replacement task with the THUMBNAILS repository management tool.
Enable separate options per document option	No alternative. Document properties cannot be used to set synchronization options.
Enable Meridian script events option	No alternative. The Doc_Sync* events do not occur for source documents.
ExplorerSynchronization property set	No alternative. The properties are always ignored during synchronization.
Merged folder structures from multiple source vaults	No alternative. A separate folder tree appears in the repository for each source vault.

A synchronization validation task should be run after upgrading to this release, which is a best practice after any upgrade. In the unlikely event that the new engine causes problems with an existing job, the old engine can be activated for compatibility. Contact BlueCielo Technical Support for more information.

2.1.3 Application link improvements

The following application link improvements have been made:

ID	Description
MRE-673	Bentley MicroStation 64-bit is now supported.
MRE-1697	Files are now imported into the vault as a single batch by the link when an export is performed in Revit.
MRE-2423	The performance of opening Autodesk Inventor assemblies with the Meridian Web Client in Remote mode has been improved.



ID	Description
MRE-2482	Reference type names created in the destination vault after SolidWorks drawings are imported from a package are now different than the names shown in the source vault.
MRE-2821	Bentley MicroStation V8i SELECTseries 4 is now supported.
MRE-2837	The AutoCAD link supports a new configuration setting DateTimeConverter that specifies the name of an existing VBScript function to call to convert date/time attribute values that do not contain time unit separators, for example, ddMMMyyyy.
MRE-2903	The AutoCAD link supports a new configuration setting SupportWizards that, when set to 1 and a new drawing is saved in the vault from AutoCAD, causes the AutoCAD link to synchronize the title block from the vault first before the document properties are set from the linked drawing attribute values. This ensures that the title block attributes are set to the values that were entered in property wizard pages and that the document properties are not overwritten from possibly different attribute values.
MRE-2972	A new setting MinimumAttachmentSizeKB has been added to the email link. It can be configured to specify the minimum size (in KB) of an email message attachment before it will be saved in the vault with the message. This setting is intended to filter out irrelevant attachments such as message signature images.
MRE-3100	SolidWorks title block updates now work correctly if custom properties are set to write-only (WO flag).
MRE-3126	Synchronizing properties to the document file now works correctly for .DOC files if custom properties are set to write-only (WO flag).
MRE-3181	The Title Blocks property page captions are now configurable in the Revit link. A document type can also be specified to which the captions are applied.
MRE-3192	Saving documents from Outlook with the link in Remote mode no longer causes the error No such interface supported .
MRE-3318, MRE-3807	Autodesk AutoCAD 2017 SP1, AutoCAD P&ID 2017 SP1, AutoCAD Plant 3D 2017 SP1, and AutoCAD Plant 3D 2017.1 are now supported.
MRE-3413	The Office link now shows BlueCielo Meridian Enterprise as a place on the Open and Save As pages in Office 2013 and later applications. The most recently used vault folders are also listed for convenience. A default vault must be set for the Set Default Context option in Application Integration to initialize browsing and prevent an error.
MRE-3459	The AutoCAD links and the BlueCielo viewer now use Autodesk RealDWG 2017 SP1 for file access.



ID	Description
MRE-3530	Bentley MicroStation 10.00 (V10) is now supported.
MRE-3718	Autodesk AutoCAD 2017.1 is now supported.
MRE-3769	Autodesk Inventor Cable and Harness files and components are now saved correctly in the vault by the Inventor link.


For more information, see *BlueCielo Meridian Enterprise Configuration Guide* and *BlueCielo Meridian Enterprise User's Guide*.

2.1.4 Client improvements

The following improvements have been made to the Meridian Enterprise client applications:

ID	Description
MRE-539	The Set Property Value command is now available in the Meridian Web Client.
MRE-593	The Meridian Web Client can now show a graphical diagram of the current workflow of a document or project folder similar to PowerUser by clicking the Status link on the Document page. The view dynamically hides unrelated states or transitions when you hover the mouse pointer over interlock status messages or workflow transitions.
MRE-1082	Dynamic collections (private or public) can now be created from search results in the Meridian Web Client.
MRE-1211, MRE-2417, MRE-2874, MRE-3099, MRE-3198, MRE-3340, MRE-3775	<p>By default, the Meridian Web Client now performs document transfer and batch command processing of documents and folders with an HTML component that does not require installation on the user's PC. This makes deployments easier than prior versions that required an ActiveX component be installed on the user's PC. The new component is used by all commands that transfer files from the local PC or that process batches of documents, including electronic signatures.</p> <p>A new setting UseHTMLProgressComponent in the user's Web Access profile file can be set to use the ActiveX component for backward compatibility, if necessary.</p> <p>Document downloads are now separate from the browser session and occur in the background. The user does not need to wait before continuing their work. The download status is shown in the system tray.</p> <p>The new component also supports a site cache (if one is configured) for faster document uploads and downloads. The component also checks for up-to-date dependencies and locks before allowing commands to proceed that would revise documents in the vault. Site cache activity is logged for troubleshooting.</p>



ID	Description
	<p>If a batch command requires it, processing pauses for user input, which can also be applied to the remainder of the items in the batch. While the command is busy working, a progress dialog lists the number of items already processed, the number of items that remain to be processed, and the number of items that failed processing for any reason. A scrolling text log shows the result of each action for troubleshooting. The user can pause, resume, or cancel processing at any time. A new registry setting NestingFolderDepth on the Meridian web server specifies the maximum number of nested folder levels to process before terminating to prevent infinite operations caused by unexpected errors.</p>
MRE-1264	<p>When the Create Project Copy command now shows the project selection dialog box, the available project folders are shown in a tree view instead of a list.</p>
MRE-1460	<p>The Meridian Web Client now shows a references icon  on the Document page when appropriate similar to PowerUser.</p>
MRE-1461, MRE-3160	<p>The Meridian Web Client has a new command Copy Multiple that allows the user to create multiple copies of one or more source documents. The copies can be made in the same or different destination folders. Property page wizards and VBScript events are also supported.</p>
MRE-1462	<p>The Meridian Web Client now shows Advanced and Stored Properties pages when the document icon on the Document page is clicked, similar to the PowerUser client.</p>
MRE-1463	<p>Documents may now be unlocked either for the current user or for another user, in the Meridian Web Client.</p>
MRE-2027	<p>Single renditions downloaded to local workspace by the Meridian Web Client are now read-only (the same as PowerUser) to prevent file locking that interferes with repository synchronization.</p>
MRE-2151	<p>Documents may now be undeleted or purged in the Meridian Web Client.</p>
MRE-2204	<p>Because work area functionality was deprecated in Meridian 2016, the work area features have been removed from the Meridian Web Client.</p>
MRE-2292	<p>Added a scroll bar to the Meridian Web Client for long lists of navigation views.</p>
MRE-2301	<p>Fixed a problem that could cause the Assign to Folder command to fail to copy documents with references in a vault with a Field-Path definition configured.</p>



ID	Description
MRE-2351, MRE-2530, MRE-2780, MRE-2923, MRE-3040, MRE-3103	<p>The Meridian Web Client now shows different views of data in the document pane that used to be shown in dialog boxes or property pages. The views can be selected from a new view bar at the bottom of the pane: Document (properties), View Document, View Rendition, Revisions, References, Master and Project Copies, Workflow, Role Assignments, or Tags. Each of the views (except Document) can be undocked to a new window where it will remain synchronized with the currently selected document in the navigation pane. The View documents in separate window option has been removed since it is no longer necessary. A new Meridian web server registry setting ViewPanel has been added that can be set to 0 to disable the view bar. The setting can also be configured for individual users by adding it to the users' Web Access profile files as described in the <i>BlueCielo Meridian Enterprise Configuration Guide</i>.</p>
MRE-2355, MRE-2697	<p>The Value list in the Find dialog box now shows a list of the existing values in the vault regardless of how the Select a value from option is set in the property configuration. This change affects both PowerUser and the Meridian Web Client. Previously, the list showed the values according to that setting, which could include values that did not exist in the vault to search for. The behavior of the value list on property pages is unchanged and reflects the configuration setting. This feature can be disabled by a new registry value CollectExisting described in "Administration improvements" on page 7.</p>
MRE-2390	<p>Electronic signature data is now shown for the selected revision instead of the current revision in the Show Revisions dialog in the Meridian Web Client.</p>
MRE-2395, MRE-2476	<p>Improved how the Meridian Web Client manages and displays many tags found by searches.</p>
MRE-2405	<p>In the Meridian Web Client, a General property page now shows applicable information for the various types of views that are selected in the navigation pane:</p> <ul style="list-style-type: none"> ■ Navigation views – shows a hierarchical view of the properties that define the selected branch and their values. ■ Folders view – shows folder property values ■ Collection views – shows the collection search criteria, which can be changed to refine the collection. ■ Search Results – shows the search criteria, which can be changed to refine the search.
MRE-2407	<p>Batch and custom commands can now be run on the contents of navigation view levels, collections, and search results in the Meridian Web Client. The commands are now available on the context menu.</p>



ID	Description
	<p>Note This functionality is not planned to be added to PowerUser.</p>
MRE-2408	The Meridian Web Client now provides shortcut menus for navigation view levels similar to PowerUser.
MRE-2488	The document that is current (selected) in the Meridian Web Client after certain actions is now more persistent and intuitive.
MRE-2533, MRE-2534	The user interface of the Create References and Link to Master Document commands in the Meridian Web Client has been better aligned with the new look and feel.
MRE-2617	Folders may now be purged in the Meridian Web Client and in PowerUser.
MRE-2662	The UseIISMimeMap registry setting has become obsolete and has been deprecated with no affect on document downloading or viewing.
MRE-2747	Resolved a problem that caused empty reference names to be shown in the client applications.
MRE-2752	The Meridian Web Client now shows file type icons on the Document page overlaid with rendition and redline indicators similar to the PowerUser client.
MRE-2754	The display of long lists of vault names has been improved in the Meridian Web Client.
MRE-2763	Invalid argument errors no longer occur when attempting to generate a report for over 2000 documents. The performance of selecting thousands of documents has been improved.
MRE-2798	Comments longer than 2000 characters are now truncated and a warning shown to the user. Previously, the comments were not saved and no warning was shown.
MRE-2802	If the View renditions option is enabled in the Meridian Web Client, renditions are now shown correctly that reside in the root of the vault.
MRE-2829	Fixed a problem with dates in the Meridian Web Client when the locale of the PC was set to en-NZ.
MRE-2850, MRE-3104	Folder role assignments may now be assigned and removed from the new Role Assignments view in the Meridian Web Client.
MRE-2873	Application Integration search now supports the contains multiple words operator in Online mode the same as PowerUser.



ID	Description
MRE-2891	Generating a report to a Microsoft Access database that contains duplicate columns no longer causes Cannot define field more than once errors.
MRE-3024	The What's New item on the Help menu has been removed.
MRE-3073	The performance of running a workflow transition on documents with many revisions has been improved.
MRE-3117	The workflow definition option Entering document log comments is optional has been renamed to Entering document log comments is mandatory and now works as described in the <i>BlueCielo Meridian Enterprise Configuration Guide</i> . If enabled, comments are mandatory. If disabled, comments can be entered but they are not mandatory.
MRE-3139	In both PowerUser and the Meridian Web Client, the current user is now the only user that is selected by default in the workflow transition dialog box. Previously, all users were selected by default in PowerUser.
MRE-3150	A document may now be opened in its native application from within the Meridian Web Client. The document is automatically downloaded to the user's local workspace either from the Meridian EDM server or from the site cache server if one is configured.
MRE-3224	Clicking the name of a document in the Master and Project Copies page now jumps to that document in the current view or in the Folders view.
MRE-3225	Clicking the name of a revision in a document's revisions list in the Meridian Web Client now opens the revision in a new browser tab. The current revision of the selected document remains visible in the parent tab.
MRE-3255	Custom property background colors are now applied correctly to read-only properties in the Meridian Web Client.
MRE-3323	The web browser Back and Forward buttons can now be used to navigate between documents in the Meridian Web Client session history.
MRE-3600	When performing a search in the Meridian Web Client that produces a large result set that could take a long time to display, a confirmation prompt is not longer shown and the first page of results is shown without delay. The number of items shown on the page can be adjusted by the user with the Items per page option.
MRE-4044	A default domain name can now be saved when electronically signing documents with the Meridian Web Client. The user name is also set as the default during batch operations.

For more information, see *BlueCielo Meridian Enterprise User's Guide*.



2.1.5 Configuration improvements

The following improvements have been made to the configuration of Meridian Enterprise:

ID	Description
MRE-168	Report definitions now support XSLT stylesheet templates that can be applied to XML and HTML format reports.
MRE-1883	The Meridian Web Client now supports custom command sub-menus similar to PowerUser. Sub-menus are also shown as groups in the corresponding ribbon menu.
MRE-2944	A new setting named CalculateVisibilityPerPage has been added to the Application Link Settings page in the Environment branch of the configuration tree in Configurator. The default setting of 1 (or empty) causes the PowerUser client and the Meridian Web Client to calculate wizard page visibility the same way. That is, the visibility of each page is determined by the property values that have been set in previously shown wizard pages. This was not the case prior to Meridian Enterprise 2017. When set to 0, the visibility of all pages in the Meridian Web Client is determined before the wizard begins.
MRE-3014	Settings for the property definition options Allow a user to enter values manually, This expression must be True and Apply input expression are no longer replicated to other settings during definition editing.
MRE-3049	Script expressions that return links to be included in email notifications of workflow transitions now work correctly.
MRE-3191	A new Office link configuration option ForceAttachmentOptions has been added. When enabled, it prevents users from manually selecting attachments that have been filtered out by the MinimumAttachmentSizeKB registry value.
MRE-3320	The custom property effectivity type Constant has been removed from Meridian Enterprise Configurator. Existing properties with this type will continue to work but it cannot be set for new properties.
MRE-3498	The server paths where PDFtron XOD file and multi-layout data files are stored are now shown on the Advanced Properties pages of documents.

For more information about these improvements, see the *BlueCielo Meridian Enterprise Configuration Guide*.

2.1.6 Customization improvements

The following improvements have been made to the Meridian Enterprise customization features (VBScript and .NET API):



ID	Description
MRE-2339	The Objects and Where Used property page events are now shown in the Meridian Enterprise VBScript Editor.
MRE-1264	In the Meridian Web Client, the ProjectWorkflowEvent_PrepareBrowser event now properly applies the RootFolder parameter.
MRE-2567	Detection of variant data types in API calls has been improved.
MRE-2841	The methods Vault.RootFolder , Vault.FindDocuments , Vault.GetDocument , and Folder.GetSubFolder now return values during import package validation.
MRE-2847	The DocCADLink_InitializeUpdateProperties , DocCADLink_TerminateUpdateProperties , DocCADLink_InitializeUpdateReferences , and DocCADLink_TerminateUpdateReferences events now occur correctly in Autodesk Revit in Online and Remote modes.
MRE-3004	A new option Use syntax coloring has been added to the Meridian Enterprise Script Editor. This option is enabled by default. When disabled, loading large scripts is much faster.
MRE-1895, MRE-3452	Two new VBScript events ExportPackage_ChangeState and ImportPackage_ChangeState have been added to enable notifications of exported and imported packages status changes.
MRE-3457	A new value AS_CID_PACKAGEEXPORTER (7) has been added to the Client.ClientID property. The value represents the package export function of Meridian Enterprise Server and can be used in the DocWorkingCopyEvent_*CreateWC events to determine when documents are created or modified.
MRE-3984	The Document.DocumentType property is now available in the DocGenericEvent_BeforeNewDocument and DocGenericEvent_AfterNewDocument events when a project copy is made in the Meridian Web Client.

For more information, see the *BlueCielo Meridian Enterprise VBScript API Reference Guide* or the *BlueCielo Meridian Enterprise .NET API Reference Guide*.

2.1.7 Viewer improvements

The following improvements have been made to the Meridian Enterprise viewer:



ID	Description
MRE-1969, MRE-1971	This release includes Oracle AutoVue 21. For a list of the new features and supported file formats, see What's New in Oracle's AutoVue Enterprise Visualization 21.0.?
MRE-2419	New settings WriteLog and LogFile have been added to the client registry to configure logging of the Java virtual machine output when used with AutoVue.
MRE-2038, MRE-2731, MRE-2733, MRE-2735, MRE-2992, MRE-3187, MRE-3244, MRE-3504, MRE-3518, MRE-3519	<p>The server-based PDFTron viewer is now included during server installation.</p> <p>It can be used to view, print, redline, and comment (with or without attached redlines or other files) with 2D PDF renditions only.</p> <p>It cannot be used for viewing:</p> <ul style="list-style-type: none"> ■ Source documents ■ 3D PDF renditions ■ AutoVue redlines ■ Hotspots ■ In the PowerUser client <p>Other features include:</p> <ul style="list-style-type: none"> ■ No client software installation is necessary ■ No configuration is necessary (or possible) ■ It is fast and can show almost any document within a few seconds after the initial (internal) rendition is generated. ■ It is supported by the VBScript Document.ClearRedlines method ■ It does not rely on aging technology ■ It is the same viewer used by Meridian360 ■ It can be enabled once for all Meridian Explorer users in the viewer options in the BlueCielo Meridian Administration Console ■ It can be enabled once for all Meridian Web Client users by a new web server registry value UsePDFTron ■ Viewer usage can be tracked with new M--PTR (concurrent) and MN-PTR (named) type licenses. The licenses are claimed immediately when a vault or repository is opened that contains renditions and the viewer is enabled. ■ If PDFTron is not enabled, the default viewer settings are used
MRE-2775	AutoCAD thumbnail images created by AutoVue are now generated from the last saved view instead of the model view.
MRE-2878	Certain file formats that could not be shown in AutoVue remained locked by the viewer and prevented saving the file if it was edited in another application. Viewing the formats is no longer attempted so that the files are not locked and are available for editing.



ID	Description
MRE-2988	AutoVue is now prevented from creating a <code>Logs</code> folder on the Windows desktop.
MRE-3042	The Acrobat viewer now prints correctly if its Enable Protected Mode at startup and Enable Enhanced Security options are enabled.
MRE-3071	When a user does not have the View Content privilege for a document but does have the View Rendition privilege and views the rendition with AutoVue, if they double-click the viewer window to expand the window to full-screen, the rendition is shown correctly now instead of producing an error about the user not having the View Content privilege.
MRE-3128	If the Print all in black option is enabled in the AutoVue Print Document dialog box, the document will be printed in monochrome and override the default color settings for the printer. If the option is not enabled, the output will be in the printer's default color scheme, whether monochrome or color.
MRE-3554	AutoVue installed as a desktop deployment now supports line widths in PDF output when pen settings are configured in the <code>allusers.ini</code> file.

2.1.8 Documentation improvements

Besides being updated with the new features and bug fixes in Meridian Enterprise and overall documentation quality improvements, the following changes have been made to the Meridian Enterprise documentation in this release.

- The Meridian Web Client has been greatly improved and is now nearly equivalent to the PowerUser client. To make it easier to find information about the Meridian Web Client:
 - Topics that describe how to perform tasks with the Meridian Web Client have been integrated into other chapters of the *BlueCielo Meridian Enterprise User's Guide*.
 - Instructions throughout the *BlueCielo Meridian Enterprise User's Guide* for tasks that can be completed with either the Meridian Web Client or the PowerUser client are now indicated with these icons   respectively.
- The Meridian modules are now more integrated and perform more critical roles in the Meridian Enterprise suite. Customizing Meridian often integrates multiple products. Therefore, the VBScript API Reference appendices in the following documents have been moved to the *BlueCielo Meridian Enterprise VBScript API Reference Guide* so that all VBScript reference information is now in that document:
 - *BlueCielo Meridian Enterprise Asset Management Module Administrator's Guide*
 - *BlueCielo Meridian Enterprise Advanced Project Workflow Module Administrator's Guide*
 - *BlueCielo Meridian Enterprise Server Administrator's Guide*
- Likewise, use of the Meridian modules is more prevalent than ever. To consolidate the end-user documentation, the topics in the following guides have been integrated into the *BlueCielo Meridian Enterprise User's Guide* and those guides have been discontinued:



- *BlueCielo Meridian Advanced Project Workflow User's Guide*
- *BlueCielo Meridian FDA Module User's Guide*
- *BlueCielo Meridian Global Collaboration Framework User's Guide*
- *BlueCielo Publisher User's Guide*
- To simplify the documentation set even further, the following release notes documents have been combined into this document and those documents have been discontinued. This document is now the only release notes document for the Meridian Enterprise suite except for BlueCielo Project Portal.
 - *BlueCielo Meridian FDA Module Release Notes*
 - *BlueCielo Meridian Global Collaboration Framework Release Notes*

2.2 What's new in BlueCielo Meridian Explorer 2017

The new features and improvements of Meridian Explorer include:

ID	Description
MRE-691	Microsoft SQL Server failover clusters are now supported.
MRE-2086, MRE-2676	Server computers require Microsoft .NET Framework 4.6 Full Profile.
MRE-2254	A new option Project number property is available for vaults registered in the Meridian Enterprise Server Administration Console. This property is used to import packages that originate from Meridian360.
MRE-2323	The UserGroupCacheTimeout registry setting now applies to Active Directory groups as well as to BlueCielo groups.
MRE-2326	A new view option Reference types to hide has been added to the References page configuration. Reference types specified for this option will be hidden on the References page in Meridian Explorer.
MRE-2336	Search filter lists no longer contains values that are not in scope.
MRE-2340	Export packages now have an optional Note field that accepts up to 2000 characters.
MRE-2347	Fixed a bug that could cause the error Timeout expired. The timeout period elapsed prior to completion of the operation or the server is not responding when attempting to view a package that contains tens of thousands of documents.
MRE-2434	Import profiles now provide an option named Workflow state that can specify a column name in the import source metadata file (Excel worksheet) that contains the state of the imported documents in the destination vault.
MRE-2440	All of the property validation failures for an import package are now listed instead of



ID	Description
	just the first failure.
MRE-2519, MRE-2565	Packages for export may now be linked to a project so that only documents and tags in the project may be added to the package. If a master document is added to the project and a project copy of it already exists, the project copy is added to the package instead.
MRE-2521, MRE-2522	<p>When packages are exported, the server now performs the following in the background:</p> <ul style="list-style-type: none"> ■ Creates project copies in the source vault of any master documents in the package. If the package is linked to a project in the vault, the project copies are locked to the project if the publishing job is configured to do so. ■ Synchronizes the project copies from the vault to the Meridian Explorer repository. ■ Replaces any master documents in the package with the project copies. ■ Sends the package to the destination system. ■ If any documents fail to export, the package status changes to Failed and a warning icon is shown for the failed files.
MRE-2544	Hyperlinks to the destinations of exported packages and their transmittal sheets are now saved by Meridian Explorer and shown in the package properties.
MRE-2581	Meridian360 users may now create export packages in Meridian Explorer and export them if they have the Send packages permission or if not, request the package, which can be sent by another user with the permission. Revisions to the documents can be uploaded to packages that can be automatically imported back into the source vault. For more information, see Administration improvements .
MRE-2650	Vaults that have been deleted no longer appear as available in import profiles and the user is prompted to select an existing vault as the new destination.
MRE-2679	Meridian Enterprise Server now supports Microsoft Windows Server 2016.
MRE-2038, MRE-2731, MRE-2733, MRE-2735, MRE-3187, MRE-3244, MRE-3504	The server-based PDFTron viewer is now included during server installation. For more information, see " Viewer improvements " on page 24.
MRE-2732	The PDF viewer option in the Meridian Explorer client has been removed to maintain compatibility with redlines and for future compatibility. The setting in existing user profiles is ignored.



ID	Description
MRE-2801	Hyperlinks that contain Russian language characters now download correctly with Firefox.
MRE-2830	Properties with the data type Keyword now show values on the property page and filter correctly.
MRE-2901	The internal names and display names of publishing jobs and synchronization jobs are now shown for batch jobs in both the Tasks queue and in notification emails.
MRE-2946, MRE-3316	The thumbnail generation engine has been rewritten for better performance and stability.
MRE-2948	Improvements have been made to support the 1.4.0 version of the Explorer for iPad app.
MRE-2954	The Hide project copies option of view definitions now works for relational searches.
MRE-2998	The Enable AutoVue 3D viewing option is no longer necessary and has been removed. Only members of the group specified for the User group allowed to use 3D option may use the 3D viewer. Also, the Enable AutoVue server connector option is no longer necessary and has been removed. The AutoVue client/server deployment is enabled by the Enable BlueCielo server-based viewer option.
MRE-3077	A warning dialog box is shown if more than 1000 items are selected for export to MS Excel. If the user continues, only data for the first 1000 items will be exported.
MRE-3084	If Meridian Explorer is opened from Meridian360, new collections default to the type Package , the default related project is the Meridian360 project, and the default recipient is the current user. For a description of the process, see Downloading master documents in the Meridian360 Help Center.
MRE-3091	The Meridian Enterprise Server Administration Console website now opens correctly for the first user after a restart when AutoVue is enabled.
MRE-3111	Correct pages are shown in the Explorer for iPad app if custom page names are configured.
MRE-3115	The Explorer for iPad app is now more compatible with older Explorer servers.
MRE-3132	Packages created by Meridian360 users are always private to the user and cannot be shared.
MRE-3133	Saving redlines in Explorer after closing the viewer window no longer causes the error Unable to get property 'offsetWidth' of undefined or null reference.



ID	Description
MRE-3235	Data Library synchronization of a file with an empty extension no longer fails if the [Empty] mapping is not set. The file will be rendered with the profile that is mapped to the [Other] mapping.
MRE-3306	Thumbnails are no longer generated unnecessarily for source documents by synchronization jobs.
MRE-3363	Repositories that are synchronized from multiple source vaults now show a folder in the root of the repository for each source vault and the folder hierarchies are not merged into one tree.
MRE-3396	Some harmless errors in the Windows application event log are now prevented that could occur during repository synchronization with full-text indexing of DWG and DGN files.
MRE-3524	The comment redline icon has been moved to appear as an overlay on the commenting user's icon.
MRE-3800	Meridian Explorer users of the mobile site now claim the first available M--EXP , M--EXC , or M--EXB license in that order. The license is claimed permanently as required for forms authentication.

2.3 What's new in BlueCielo Publisher 2017

The new features and improvements of BlueCielo Publisher include:

ID	Description
MRE-691	Microsoft SQL Server failover clusters are now supported.
MRE-1608, MRE-2918	When the Teigha DGN and Teigha DWG rendering modules are used with their SHX as geometry or TTF as geometry options enabled, text in the generated renditions can now be searched with the Advanced Find command in Adobe Reader.
MRE-1609	The Teigha DWG rendering module has a new setting Adobe PRC support that, when enabled, renders ACIS 3D objects in the source drawing as Product Representation Compact (PRC) data in the rendition. Objects can be rendered either as boundary representations (BREP option) or as mesh representations (MESH option).
MRE-1611	The Teigha DWG and Teigha DGN rendering modules now provide options to specify pen style table files to apply during rendering.



ID	Description
MRE-1653	A new Custom rendering profile is provided that can be used to generate renditions with 3rd party applications.
MRE-2123	The Autodesk Inventor rendering module options have been simplified.
MRE-2189	The behavior of file extension mappings when rendering profiles are added or removed from a publishing job has been made more consistent and intuitive.
MRE-2193	Resolves an issue that excluded the rendition from an export package if its filename and extension were the same as the source document. Now, the publishing job will append the text <code>.rend</code> to the filename so that you can distinguish between the files. For example, if a publishing job creates an export package that contains the source document <code>MyDocument.pdf</code> , the rendition will be named <code>MyDocument.rend.pdf</code> .
MRE-2252	The Teigha DWG rendering module now supports rendering multiple layouts in the same source document to individual renditions.
MRE-2266	A new publishing job type Export Package has been added that creates packages of documents in either a Windows file system or in Meridian360.
MRE-2325	The rendition property value Monochrome is now correctly detected by the Acme CAD Converter rendering module.
MRE-2403	The default setting of the Content option when exporting a package has been changed to Other - Publish unrendered .
MRE-2520	A new option Lock documents to package when sent has been added to package export job definitions. When enabled, only documents that can be locked to the package can be added to the package. The documents are locked in the source vault when the package is sent to the destination system.
MRE-2635	Fixed a problem with commas in VBScript expressions in the Destination file name option of publishing jobs when the Windows locale was not English.
MRE-2679	Meridian Enterprise Server now supports Microsoft Windows Server 2016.
MRE-2692	Server names longer than 15 characters in rendering profiles now appear correctly for assigning to publishing jobs.
MRE-2701	Microsoft SharePoint 2016 is now supported. For specific version and limitation information, see the <i>Meridian Enterprise Supported Software</i> document for this release.
MRE-2764	Fixed a problem that occurred when there were over 50 document types in



ID	Description
	Documentum.
MRE-2843, MRE-3739	The Teigha DGN and Teigha DWG rendering modules now use the Teigha 4.2.2 libraries.
MRE-3033	The model space view is now correctly excluded when the All paperspace views option of an AutoVue rendering profile is selected and the Use job advanced rendering settings option is enabled. The Model only option now also works correctly if the AutoVue patch p22378781 is applied.
MRE-3135	SolidWorks 2017 is now supported by the SolidWorks rendering module.
MRE-3170	The Use line weights option of the Acme CAD Converter rendering module has been enhanced with new options Plot style and line weight and Plot style only .
MRE-3287	The Revit rendering module option View name for IFC output has been changed to Filter view name . The option accepts one view name from which to include elements in the rendition output. For DWG, DWF, and image output formats, the option now supports view categories and more flexible forms of specifying the views to be rendered. If no view name is specified, the default view to be rendered is determined by a predefined priority.
MRE-3348	The Acme CAD Converter rendering module has a new option Font search path to resolve SHX fonts during rendering.
MRE-3831	The order of the rendering profiles on the RENDERING PROFILES page of a publishing job no longer matters. The order of processing is determined only by the action to which the profile is assigned on the FILE EXTENSION MAPPING page: FIRST, SECOND, or THIRD .



3 RELEASE 2016 SP1

3.1 What's New in Meridian Enterprise 2016 SP1

The following topics describe the new functionality and the changes and improvements to existing functionality in this release.

Related information

Administration improvements.....	33
Application link improvements.....	34
Client improvements.....	35
Configuration improvements.....	35
Customization improvements.....	36
Viewer improvements.....	36
What's new in BlueCielo Meridian Explorer 2016 SP1.....	37
What's new in BlueCielo Publisher 2016 SP1.....	37

3.1.1 Administration improvements

The following improvements have been made to the administration of Meridian Enterprise:

ID	Description
MRE-2828	Added a warning message if HyperCache is disabled for Hypertrieve 5 vaults.
MRE-2350	Fixed an issue in the Windows installation packages that prevented some DLL files from registering automatically and generated Error 1904 messages. As a result, the packages will automatically install a Windows update , if it has not already been installed. To allow this update to install, the Windows Update feature should not be disabled on the computer where Meridian is being installed. The Windows update has numerous prerequisites that depend on the version of Windows. The prerequisites are described in the preceding link. Be sure that all prerequisites have been met before installing Meridian.
MRE-2469	The performance of purging tens of thousands of documents from a folder has been improved.
MRE-2006, MRE-2638	Fixed an issue with vaults that are hosted in SQL Server or Oracle databases that could result in data loss. The problem could occur when running the Vault Consistency Wizard or when copying an existing vault to a new vault in Meridian Enterprise Administrator.



ID	Description
MRE-2703	When the Vault Consistency Wizard completes, it now shows a summary of the vault statistics from before and after the operation for comparison. This includes the vault status, the numbers of documents and versions, and the elapsed time.
MRE-2840	Fixed a memory management problem that may crash the EDM Server.

For more information, see *BlueCielo Meridian Enterprise Administrator's Guide*.

3.1.2 Application link improvements

The following application link improvements have been made:

ID	Description
MRE-1472	Autodesk Inventor 2017 is now supported.
MRE-1581, MRE-2505, MRE-2506	All editions of AutoCAD 2017 are now supported.
MRE-2213	The Autodesk Revit link now synchronizes a local model file to the central model file even if the central file is checked out to a different Meridian user. <div style="border: 1px solid #ccc; border-radius: 10px; padding: 10px; margin-top: 10px;"> <p>Note The <i>BlueCielo Meridian Enterprise Configuration Guide</i> for this version contains a topic titled "Configuring automatic release from workflow". The configuration that is described does not apply to Autodesk Revit and should be disregarded.</p> </div>
MRE-2258	Autodesk Revit 2017 is now supported.
MRE-2309	The AutoCAD links and BlueCielo viewer now support Autodesk RealDWG 2017 for file access.
MRE-2386	The Autodesk Revit link no longer shows the error Object reference not set to an instance of an object when opening a Revit project file that is under change in a workflow of a vault.
MRE-2387	The Autodesk Revit link now updates the Title Blocks property page when a project file is synchronized by the Synchronize with Central command and the Save local file before and after synchronizing with the central option is enabled. This update shows new changes to the drawing sheets.
MRE-2450	The ReloadedLatestChangesDate property now updates correctly when Revit is



ID	Description
	installed with the German, Spanish, French, Italian, Japanese, Korean, and Russian languages. The problem may still exist if Revit is installed with the Finnish, Polish, Portuguese, and Swedish languages.

For more information, see *BlueCielo Meridian Enterprise Administrator's Guide* and *BlueCielo Meridian Enterprise Configuration Guide*.

3.1.3 Client improvements

The following improvements have been made to the Meridian Enterprise client applications:

ID	Description
MRE-903	The special Tags and Where Used external pages in the Meridian Web Client are no longer supported. Enable the built-in Objects and Where Used pages with VBScript as described in the <i>BlueCielo Meridian Asset Management Module Administrator's Guide</i> instead.
MRE-2222	Asset proxy objects now appear with the file extension .tag instead of .object in the Meridian clients.
MRE-2274	A new setting LockOnCheckout has been added to the Meridian Web Access web server registry. The setting can also be added to individual users' Web Access profile files. It controls whether documents are locked in users' local workspaces by workflow actions that place the documents in an editable state.
MRE-2378	How the Meridian Web Client manages documents with many references has been improved. Viewing is now faster and more stable.
MRE-2594	Fixed an inconsistency in how multi-value properties are shown in the Meridian Web Client and PowerUser.

For more information, see *BlueCielo Meridian Enterprise User's Guide*.

3.1.4 Configuration improvements

The following improvements have been made to the configuration of Meridian Enterprise:

ID	Description
MRE-2224	A new setting AssetManagementUseAdditionalFiltering has been added to control the Enable filtering option in the Drawing Tags dialog box.



For more information about these improvements, see the *BlueCielo Meridian Enterprise Configuration Guide*.

3.1.5 Customization improvements

The following improvements have been made to the Meridian Enterprise customization features (VBScript and .NET API):

ID	Description
MRE-2247	Resolves an issue in which the Document.LayoutsNames function did not return the sheet numbers from a Revit project file.
MRE-2361	The AutoCAD and Revit links now support two new VBScript events, DocCADLink_AfterReadMTBProperties and DocCADLink_BeforeWriteMTBProperties . These can be used to calculate the property values of multi-sheet drawings and to update the individual drawing sheets, multiple title blocks, for example.

For more information, see the *BlueCielo Meridian Enterprise VBScript API Reference Guide* or the *BlueCielo Meridian Enterprise .NET API Reference Guide*.

3.1.6 Viewer improvements

The following improvements have been made to the Meridian Enterprise viewer:

ID	Description
MRE-1969, MRE-1971	This release includes Oracle AutoVue 21. For a list of the new features and supported file formats, see What's New in Oracle's AutoVue Enterprise Visualization 21.0.?
MRE-2028	Whenever a document is opened in the AutoVue viewer within a Meridian client, the Meridian License Server now verifies that an AutoVue license is available for the user. Previously, licenses were included in the Meridian client licenses but were not verified in real-time. The licenses are now verified. Ensure that the appropriate AutoVue 2D and AutoVue 3D licenses are installed before upgrading to this release.
MRE-2201	Fixed a problem with setting the page orientation for printing from an Explorer session that is set to a language other than English.
MRE-2271	Improved memory management in the BC Connector to AutoVue to prevent service failures.
MRE-2285	Fixed a problem with printing to page sizes that contain quotation marks.
MRE-2294	Fixed a problem with setting the page orientation for multiple documents when printing.



ID	Description
MRE-2360	The Meridian Web Client now supports viewing documents with especially long paths, for example, prior revisions of documents that would cause the error Cannot copy from local cache to....
MRE-2392	Autodesk Revit IFC files with comments now show correctly in AutoVue.
MRE-2449	Fixed a problem with the Current page option when printing.
MRE-2659	Fixed an issue with external references not being shown if they are moved to a different folder within the vault than the parent document.

3.2 What's new in BlueCielo Meridian Explorer 2016 SP1

The new features and improvements of Meridian Explorer include:

ID	Description
MRE-2207, MRE-2237	Fixes a problem in Meridian Explorer in which printer setting were not applied correctly by the Draft Print command.
MRE-2190	The Import Packages command now requires a BC Explorer Standard license (part numbers include M--EXC) or a BC Explorer Plus license (part numbers include M-- EXP) and a BC Explorer Server license (part numbers include M--EXS). The command is unavailable with a a BC Explorer Base license (part numbers include M--EXB).
MRE-2416	The default printer page size and orientation are automatically selected correctly more often during printing. However, some printer drivers do not correctly report the default settings and they might need to be manually selected in some cases.
MRE-2654	The maximum size of attachments to comments has been increased from 10 MB to 50 MB.

3.3 What's new in BlueCielo Publisher 2016 SP1

The new features and improvements of Meridian Explorer include:

ID	Description
MRE-2184	The Teigha DGN and Teigha DWG rendering modules now use the Teigha 4.1.1 libraries.
MRE-2241	The Autodesk Revit rendering module now supports a rendering option named _REVITSETUP_<ExportSetupName>_ . It can be used to specify a Revit export



ID	Description
	setup to use for programmatic rendering instead of the configured publishing job options.
MRE-2300	The Teigha DGN and Teigha DWG rendering modules have a new option Xref paths that can be used to specify locations that are searched to resolved external references from the source document.
MRE-2308	The AutoCAD rendering module now supports the AutoCAD 2017 family of applications.
MRE-2356	The Autodesk Revit rendering module now supports multiple sheet property mapping similar to that of multiple AutoCAD layouts.
MRE-2383	The PublisherDestinationEvent_BeforePublish and PublisherDestinationEvent_AfterPublish events now occur correctly with the Autodesk Revit rendering module.
MRE-2539	Improved the handling of duplicate entries in the Documentum types table.
MRE-2648	Publishing now proceeds correctly if the Meridian option Authenticate logon credentials with the operating system is enabled.
MRE-2710	The BlueCielo Project Portal system link now supports BlueCielo Project Portal 2016.
MRE-2745	The Autodesk Inventor rendering module now supports Inventor 2017.



4 RELEASE 2016

4.1 What's New in Meridian Enterprise 2016

The following topics describe the new functionality and the changes and improvements to existing functionality in this release.

Related information

Features deprecated in Meridian Enterprise 2016.....	39
Administration improvements.....	40
Application link improvements.....	43
Client improvements.....	44
Configuration improvements.....	46
Customization improvements.....	48
Viewer improvements.....	49

4.1.1 Features deprecated in Meridian Enterprise 2016

Meridian Enterprise has evolved considerably to keep pace with our customers' needs since its debut in 2000. We've also added many new features to keep pace with constantly evolving technology.

To best allocate our development and support resources, some older Meridian Enterprise features are deprecated in this release. These features have been selected either because they have been replaced by newer features with better functionality or because the technology used by the older features has become obsolete or cannot be maintained together with newer technology. For example, the technology upon which the AMFS service was built is no longer supported by recent versions of the Windows operating system.

Following is a list of the deprecated features and their replacements.

Deprecated features

Feature	Replacement
Work areas	Project folders
Work isolation mode	Document type workflows or workflow definitions
BlueCielo File System (AMFS) service	Local and shared workspaces

What this means for your organization is, effective on the date of release of Meridian Enterprise 2016, these features:

- Will not be developed any further, including fixing any known bugs.
- Will no longer be tested with each new release of Meridian Enterprise. Use them at your own risk.
- Might not be supported by other features in the software and without notice.
- Might be removed from the software in future releases and without notice.



- New issues will not be supported by BlueCielo Technical Support or BlueCielo Professional Services. Any active issues will be resolved according to your current support level agreement.

If you have not done so already, we recommend that you make the following preparations at your earliest opportunity to minimize business disruption when you upgrade to this release:

- Train administrators and end users to stop using the deprecated features and to start using the replacement features.
- Modify the configuration of your environment to stop using these features.
- Migrate all data managed by these features to supported features.
- In the case of deprecated components, remove the components completely from your environment.
- Modify any related or integrated systems accordingly.

For expert professional assistance with planning, training, or implementing these changes, please contact your BlueCielo Partner or BlueCielo Professional Services.

For a list of additional features to be deprecated in future releases, see the [BlueCielo ECM Solutions knowledge base](#).

4.1.2 Administration improvements

The following improvements have been made to the administration of Meridian Enterprise:

ID	Description
	SQL Server 2005 is no longer supported.
MRE-15	The installation packages now check whether SQL Server Compact Edition is already installed when the Application Integration component is selected for installation. They also check whether Windows Communications Foundation and HTTP Activation are installed if BlueCielo Enterprise Server Components is selected. If not, a warning is shown and you are prompted whether to continue.
MRE-16	If a Meridian license server runs out of a particular license type, it can be configured to request unused licenses from other license servers within the same intranet. This feature requires registration of a new Redundant License Server (M--RLS) license.
MRE-102	A rare issue that could cause Windows Search to crash when indexing a file has been resolved.



ID	Description
MRE-480	<p>SAP® Certified Integration with SAP Applications</p> <p>A new integration tool named the SAP Connector has been added to the Meridian Asset Management Module. It can be configured to connect directly to an SAP PM database to export tag data for import into a Meridian Enterprise vault. Previously, the export had to be configured and run by an SAP administrator. The SAP Connector has been tested and certified by SAP to follow SAP standards for technical integration and to allow for upgrades with minimal interruptions.</p>
MRE-742	Options have been added to the Vault Archive Wizard to include all released revisions, to exclude document content, and to include folder properties and reference data.
MRE-1142	The .msi files extracted from executable installation packages (*.exe) are now correctly signed.
MRE-1240	Configuring a site cache now correctly claims a Site Cache Server (M--SCH) license.
MRE-1227	Fixes a rare condition that causes an Unexpected error in database engine ; Cannot write to the log file error.
MRE-1272	Event information generated by the BlueCielo License Server is now logged in the Admin, Operational, and Debug channels of the BlueCielo-LicenseServer log in the Applications and Services Logs folder. To see the Debug channel, enable the Show Analytic and Debug Logs option be enabled on the View menu.
MRE-1300	Active Directory synchronization now supports users and groups that reside in other domains than the primary domain.
MRE-1345	The BlueCielo IFilter based on AutoVue has been replaced by two IFilters based the Teigha® library from the Open Design Alliance, one for the DWG format and one for the DGN format. The IFilters can be selected during server installation and their respective file types can be registered automatically.
MRE-1403	The BlueCielo License Server service no longer fails to restart after a trial license has expired.
MRE-1428	The Meridian Asset Management Module now includes a configurable tool named the SAP Connector. The tool can connect directly to a SAP/PM database and query tag object data. The tool stores the data in a MS Access database that can then be imported into Meridian using the Tag Synchronizer and Tag Link Synchronizer tools. For more information about the tool, contact your BlueCielo Partner or BlueCielo ECM Solutions Technical Support.



ID	Description
MRE-1431	License restriction settings are now correctly applied to users that are not members of a group specified in the settings.
MRE-1436	Adobe PDF rendition content is now added to the full-text index for searches if the Adobe PDF IFilter is installed on the Meridian Enterprise server and the BCRenditionPropertySet._Format property of the source document is set to PDF .
MRE-1441	Audit log reports can now be downloaded to the local computer.
MRE-1449	Shared workspace options can now be modified after creating a new folder type with the Can be used a shared workspace option enabled. The options could not be modified in vaults served by the Hypertrieve 5 database engine with multithreading disabled until after the EDM Server service was restarted.
MRE-1466	Prevents Failed to read license database file (13) errors and possible license data corruption when the BlueCielo License Server service restarts or fails to restart.
MRE-1474	Running the Meridian installation package to modify the configuration no longer unregisters the BlueCielo License Server service.
MRE-1486	Internet Explorer 9 is no longer supported.
MRE-1492	The Meridian Web Client and AutoVue have passed testing with the IPv6 protocol.
MRE-1567	Passwords for the audit log and notifications databases are now concealed with asterisk (*) characters on screen.
MRE-1593	Resolved an issue in Hypertrieve 5 that could create incorrect references that could cause other issues.
MRE-1623	The License Server branch in Meridian Enterprise Administrator is now hidden by default and all license administration should be done in the Meridian Enterprise Server Administration console as described in the <i>BlueCieloMeridian Enterprise Server Administrator's Guide</i> .
MRE-1626	Prevents Error 1053: The service did not respond to the start or control request after restarting the BlueCielo License Server service if it was installed for a language other than English.
MRE-1668	The Tag Synchronizer and Tag Link Synchronizer tools of the Meridian Asset Management Module now no longer limit the size of the source database queries.
MRE-1873	Connection credentials no longer need to be set on client PCs to use a site cache.



ID	Description
MRE-2019	A new DWORD registry value CreateMiniDump has been added that controls the generation of memory dump files when the EDM Server service stops working. The file can be sent to BlueCielo ECM Solutions Technical Support for troubleshooting.
MRE-2112	Oracle 10g is no longer supported.
MRE-2115	The method by which the license server grants PowerUser licenses to Meridian Explorer users has been changed to preserve more PowerUser licenses.

For more information, see *BlueCielo Meridian Enterprise Administrator's Guide*.

4.1.3 Application link improvements

The following application link improvements have been made:

ID	Description
MRE-1313	The AutoCAD P&ID link now correctly updates properties when the project and drawing files are in separate shared folders.
MRE-1469	A new value of 3 has been added to the SupportInventorDWG registry setting. This value prevents Documents of this version are not supported errors when attempting to synchronize properties to a drawing that was created from an Autodesk Inventor DWG template.
MRE-1522	The MicroStation link now supports equipment tag extraction similar to the AutoCAD link.
MRE-1656	SolidWorks 2015 SP4 has been tested and is now supported.
MRE-1684	References between a Revit model and its sheetset files are now created correctly if the model is in the Released state, the sheetset is being exported for the first time, and the link is configured to automatically import the exported files. The link now prompts the user to create a working copy first so that the master document can be updated. Previously, the references were not created.
MRE-1679	The Revit link now automatically creates Meridian references between the files exported from Revit if they contain external references to each other. Previously, the references had to be synchronized manually.
MRE-1750	AutoCAD 2016 SP1 has been tested and is now supported.
MRE-1778	The application links now apply the AMFS file extension filters to files they automatically import such as sheetsets.



ID	Description
MRE-1781	AutoCAD Raster Design 2016 has been tested and is now supported.
MRE-1797	SolidWorks 2016 has been tested and is now supported.
MRE-1893	Microsoft Office 2016 has been tested and is now supported.
MRE-1948	The Release as Master Revision command now updates master drawings that contain multiple title blocks.
MRE-1977	Property synchronization from multiple title blocks is now supported in Remote mode.


For more information, see *BlueCielo Meridian Enterprise Administrator's Guide* and *BlueCielo Meridian Enterprise Configuration Guide*.

4.1.4 Client improvements

The following improvements have been made to the Meridian Enterprise client applications:

ID	Description
MRE-815	Some commands that could be disabled for a scope but remained visible in PowerUser are now properly hidden.
MRE-1089	The Meridian Enterprise Server audit log can now be opened from the Meridian Web Client.
MRE-1102, MRE-1621	Export packages and import packages can be viewed, export packages can be created, and documents added to export packages in PowerUser and the Meridian Web Client. For more information about import packages in this release, see "What's new in BlueCielo Meridian Explorer 2016" on page 49.
MRE-1220	Usability of the Meridian Web Client has been improved. Editing properties no longer opens a new window. The properties can be edited in-place in the current window.
MRE-1220	Property pages are loaded on demand, which improves performance when switching documents.
MRE-1220	Error messages are shown in popup dialog boxes instead of on the property page itself.
MRE-1388	Fixed some conditions under which the asset management property pages would not appear.
MRE-1089	The Meridian Web Client can now show the Meridian Explorer audit log page for the current document if auditing is enabled for the vault.



ID	Description
MRE-1144	A new option Show ribbon menus has been added that, when enabled (default), shows horizontal MS Office style ribbon menus. If disabled, the classic vertical menus and toolbar are shown instead.
MRE-1154	The data types of the columns in reports (MS Excel worksheets) generated with the Meridian Web Client now match the data types of the properties that are included in the report. Previously, the worksheet data type was General, which could cause undesirable formatting depending on the data type of the property.
MRE-1430	Clicking the Help icon in the Meridian Web Client now opens the Meridian Web Client chapter of the <i>BlueCieloMeridian Enterprise User's Guide</i> at the BlueCielo Technical Library by default. The default site can be configured by a system administrator as described in the <i>BlueCieloMeridian Enterprise Administrator's Guide</i> such as for online help deployed behind a corporate firewall.
MRE-1444	Empty date fields are now the same width as fields that contain values.
MRE-1465	The Synchronize Properties from File , Synchronize Properties to File , and Synchronize References from File commands are now available in the Meridian Web Client. Only AutoCAD and MicroStation drawings are supported.
MRE-1571	The Create New Version and Replace Document commands are no longer available in PowerUser when the document is in the Unchanged state. Previously, they were available but invalid for unchanged documents and generated an error.
MRE-1654	The values of more than 9 title block properties now show correctly in the Meridian Web Client.
MRE-1687	The current setting of the Hide inactive project copies option in the Show Master and Project Copies view in the Meridian Web Client is now saved between sessions.
MRE-1783	Meridian Enterprise is represented by a new icon  .
MRE-1850	The quantity of sub-folders and documents in a folder are now shown below the navigation pane when a folder is selected in the Meridian Web Client.
MRE-1861	The Publisher Queue can now be opened from the Meridian Web Client.
MRE-1867	The Polish language is now supported by the Meridian Enterprise and Meridian Explorer clients.



ID	Description
MRE-1884	<p>The improved navigation tree that was introduced in the Meridian Web Client in release 2015 is now the default user experience. New features in the Meridian Web Client may require the new navigation tree and the old navigation tree might be unsupported in a future release. We recommend that all users upgrade to the new navigation tree.</p> <p>After upgrading to Meridian Enterprise 2016, users whose Meridian Web Client profile contains the setting GridTree=0 (disabled) might see an empty window after opening a vault.</p> <p>To resolve this issue and upgrade to the new navigation tree:</p> <ol style="list-style-type: none"> 1. In the Meridian Web Client, open the Preferences page. 2. Click OK without making any changes. 3. Log off and log back on. <p>For more information about the profile settings, see the release 2015 “Client improvements” on page 58.</p>
MRE-1942	<p>The Explorer view has been renamed to Folders to prevent confusion with the Explorer client.</p>
MRE-1979	<p>The Meridian Web Client now correctly shows vaults for selection from multiple Meridian servers if the setting Hide vaults to which a user has no access option is enabled.</p>
MRE-2027	<p>Batches of renditions downloaded to local workspace by the Meridian Web Client are now read-only (the same as PowerUser) to prevent file locking that interferes with repository synchronization.</p>
MRE-2164	<p>The ItemsToFind registry value that specifies how many tags are listed by the Meridian Asset Management Module now also affects the Meridian Web Client. For more information, see <i>BlueCielo Meridian Enterprise Administrator's Guide</i>.</p>
MRE-2188	<p>The default behavior of the Meridian Web Client has been changed so that external references are synchronized by default. Previously, they were not synchronized by default and the SyncRefs registry value had to be set to 1.</p>

For more information, see *BlueCielo Meridian Enterprise User's Guide*.

4.1.5 Configuration improvements

The following improvements have been made to the configuration of Meridian Enterprise:



ID	Description
MRE-922	The MicroStation link can now be configured to support equipment tag extraction similar to the AutoCAD link.
MRE-1168	A new option CreateProjectCopyInWebAccessMode has been added to the [Vault] section of the Application Integration settings in a vault configuration. If set to Y (the default is N) and a project copy is made, this setting suppresses the Reference Explorer dialog box in the PowerUser client and also suppresses the resolution and copying of referenced documents. This causes the PowerUser to behave similar to the Meridian Web Client for this operation. This can dramatically shorten the time required to create project copies that reference many other documents. This setting is the most beneficial in vaults that contain many references to asset tags related to a maintenance management system. We do not recommend enabling this option in vaults that do not contain asset tags but instead references are primarily to assembly parts or related documents.
MRE-1439	A new option ForceEnableFiltering has been added to the [AMMCustom] section of the Application Integration settings in a vault configuration. If set to Y (the default is N), the Enable filtering option in the Manage Object Links dialog box of the Meridian Asset Management Module is enabled and cannot be disabled by users. This prevents users from disabling the filtering that hides retired and inactive project copies so that they cannot be linked to active documents.
MRE-1456	Deleting a property definition that is used as a condition in a workflow definition or as a level in a navigation view is now prevented. Previously, this could cause vault or EDM Server service errors.
MRE-1597	A warning dialog box is now shown if a user tries to save the vault configuration while it is being read by a PowerUser session at the same moment. The user can choose to retry the operation until the file is available and can be saved. This prevents No storage available errors and loss of configuration changes.
MRE-1855	A new setting AllowWorkflowAcrossProjects has been added to the ProjectWorkflow section of a vault's configuration that, when set to Y , allows a batch of documents that reside in separate project folders to be routed in the same operation. Previously, this was prevented due to the possibility of references existing outside a project and the results might not be as expected. Therefore, use this setting with caution.

For more information about these improvements, see the *BlueCielo Meridian Enterprise Configuration Guide*.



4.1.6 Customization improvements

The following improvements have been made to the Meridian Enterprise customization features (VBScript and .NET API):

ID	Description
MRE-1289	The Batch.PrintDetails method now works in the Meridian Web Client for the Copy Document command with a selection of documents.
MRE-1500	The Client.Refresh method now updates the current view when called on a folder object.
MRE-1590	New objects ExportPackages and ExportPackage have been added that expose properties and methods for managing export packages.
MRE-1599	The Revit link can now be detected in VBScript by the AS_CID_REVITLINK constant in the Client.ClientID value.
MRE-1621	New user-defineable events ImportPackagesPage_IsVisible() and ExportPackagesPage_IsVisible() have been added to control the visibility of the Import Packages and Export Packages property page of documents.
MRE-1635	<p>The document copy commands (Copy Document, Create Project Copy, and so on) now assign the initial workflow state of workflow definitions automatically to new copies if the document type is configured to use a workflow definition and the For new documents option is set to Yes.</p> <p>Previously, the commands assigned the Under Change state of document type workflow instead. This is potentially a breaking change for configurations that implement a workaround in VBScript to assign the correct state, for example, with the Document.Migrate method. The workaround may no longer be needed and should be tested and removed, if necessary.</p>
MRE-1776	The Client.Argument property now works correctly for batches of documents in the Meridian Web Client.
MRE-1825	The BeforeUpdateProperties and AfterUpdateProperties events are now handled correctly in the Meridian Web Client that prevented title block synchronization during batch imports from working correctly.
MRE-1921	A new event ImportPackage_ChangeState has been added to enable custom email notification on package status changes.

For more information, see the *BlueCielo Meridian Enterprise VBScript API Reference Guide* or the *BlueCielo Meridian Enterprise .NET API Reference Guide*.



4.1.7 Viewer improvements

The following improvements have been made to the Meridian Enterprise viewer:

ID	Description
MRE-1345	AutoVue is now installed on the Meridian Enterprise server as a client/server deployment by default instead of as a desktop deployment. This simplifies AutoVue application administration and allows viewer testing on the server with the same viewer that is used by the client PCs.
MRE-1602	Comparing images or PDF files caused the viewer to stop working.
MRE-1737	Adobe Reader DC has been tested and is now supported.
MRE-1872	If a document has redlines on layers that are not defined in the vault configuration, the redlines will now be available anyway. Previously, the redlines were not shown unless the layer was defined in the vault configuration.
MRE-1927	Decimal measurements that include a comma (,) instead of a decimal point (.) were interpreted as whole numbers. For example: 0,25 was interpreted as 25.0.
MRE-1976	An error message was not shown to the user if redlines could not be saved.

4.2 What's new in BlueCielo Meridian Explorer 2016


The new features and improvements of Meridian Explorer include:

ID	Description
	SQL Server 2005 is no longer supported.
MRE-772, MRE-954, MRE-1514, MRE-1831, MRE-1921	Packages of documents can now be imported into a vault by Meridian Explorer through the Meridian Enterprise Server. The packages have a similar structure to those that can be exported by Meridian Explorer. Sets of import rules and property mappings called import profiles can be defined in the Meridian Enterprise Server Administration Console. The metadata for each package is supplied in a MS Excel workbook. Before import, the packages are scanned by the server for linked title block properties and references that can also be imported into the vault. Import package actions are controlled by configurable permissions. The destination vault VBScript events are invoked for imported documents.
MRE-945	The VALIDATE SYNCHRONIZATION command in the Meridian Enterprise Server Administration Console now also validates project folders.
MRE-1062	A new administrative permission Import Profile Managers has been added that



ID	Description
	specifies which users can create and edit import profiles.
MRE-1163	Meridian Explorer synchronization has been further optimized for when a very large number of documents have been deleted in the source vault.
MRE-1300	Active Directory synchronization now supports users and groups that reside in other domains than the primary domain.
MRE-1376	The Meridian Explorer iPad website now supports forms authentication from a web browser as well as from an iPad for testing purposes.
MRE-1387	The thumbnail view shown in Chrome browsers has been improved.
MRE-1401	<p>When specifying the Meridian Enterprise Server server name in configuration options, it can now be specified in any one of the following formats:</p> <ul style="list-style-type: none"> ■ Simple name (MyServer) ■ Fully qualified domain name (MyServer.MyDomain) ■ IP address (127.0.0.1, localhost) <p>The same format should be used in all instances.</p>
MRE-1438	IFilter failed errors using Adobe PDF IFilter 11 have been resolved.
MRE-1486	Internet Explorer 9 is no longer supported.
MRE-1492	The Meridian Explorer client and AutoVue have passed testing with the IPv6 protocol.
MRE-1493	The paging of results on the Audit Log and Publisher Queue pages has been improved.
MRE-1513	New parameters MOD and HOME are supported in the Meridian Enterprise Server Administration Console address URL that when set to IMPORT and NO respectively show the Import Packages view.
MRE-1583	Audit reports shown by Meridian Explorer now display times in GMT format the same as the exported data.
MRE-1601	The Do not publish option of the Publish action for file extension not assigned in any rendering profile setting for Meridian Explorer synchronization jobs has been removed so as to not interfere with publishing project folders and asset tags.
MRE-1612	Meridian Enterprise Server now automatically rebuilds indexes for custom properties that are used in view configurations when the system property indexes are rebuilt.
MRE-1621	New URL parameters ID and PACKAGEID have been added to support viewing the



ID	Description
	import and export packages in the Meridian clients that are related to selected documents.
MRE-1645	The Meridian Explorer comments feature now correctly claims Meridian Explorer Standard or Plus level licenses.
MRE-1667	The performance of the Export to Excel command in Meridian Explorer has been further optimized.
MRE-1676	The views bar at the bottom of the Meridian Explorer page can now be hidden with a new HIDEVIEWBAR URL parameter or a new HideViewBar setting in <code>WebConfigDto.dat</code> .
MRE-1680	A new option Show on home page has been added to view definitions that allows them to be hidden on the home page but still available from the views bar after a user opens the Documents view.
MRE-1698	The date and time that a rendition was last updated is now maintained for each document revision instead of only one per document and obsolete renditions are synchronized when the repository is synchronized from the source vault.
MRE-1700	A new parameter MRU in the Meridian Explorer client address URL is supported that when missing (default) or set to YES , shows a group of the most recently used view names on the home page. When set to NO , it shows the welcome text instead of the view names.
MRE-1755	The Meridian Explorer Dashboard page has been improved with a pie chart of export packages by status. Charts for which no data is available are now not shown.
MRE-1783	Meridian Explorer is represented by a new icon  .
MRE-1808	The responsiveness of repositories with many security assignments in deleted projects has been improved.
MRE-1810	The New master documents and New project documents charts on the CHARTS tab of the DASHBOARD page have been combined into a single chart with two data lines of different colors for easier comparison.
MRE-1941	Performance has been improved for the Meridian Explorer mobile device (iPad) website.
MRE-1978	The date that a rendition was last updated is now shown next to the rendition icon on the General page. If the rendition is obsolete, a different icon is shown and a red text warning is shown.



ID	Description
MRE-1983	The likelihood of time-out errors has been reduced.
MRE-1993	The responsiveness of the splitter bar has been improved.
MRE-2005	When a view is opened with a filter specified in the URL, a warning is shown. If the user switches to a different view, they are given a choice to restart the application without the filter.
MRE-2044	The Show documents and Show object tags options of a Projects view are now effective regardless of the Enabled option of the other views.
MRE-2056	The connection names of the source and destination systems in a synchronization job are now also hyperlinks to the source system definitions in the Meridian Enterprise Server configuration.
MRE-2112	Oracle 10g is no longer supported.

4.3 What's new in BlueCielo Publisher 2016

BlueCielo Meridian 2016 adds the following new fixes and improvements:

ID	Description
	SQL Server 2005 is no longer supported.
MRE-1085	A new setting EnableUseRenditionForLinkedDocuments has been added to the <code>PublisherCapability.dat</code> file that, when set to true shows a new publishing job option Use existing rendition for linked documents on the MERGING tab of the job. If that option is enabled and renditions already exist for the linked documents, those renditions are merged with the current document rendition instead of regenerating the linked renditions.
MRE-1259	A new option Use file extension of rendition has been added to synchronization type publishing jobs that use a Meridian vault as the source.
MRE-1333	A new rendering module for converting AutoCAD drawings to Adobe PDF format using the Teigha® components from the Open Drawing Alliance has been added.



ID	Description
MRE-1335	A new configuration page FILE EXTENSION MAPPING has been added to publishing jobs. This page is used to map source file extensions to rendering profiles or alternate actions for up to three rendering attempts. The options on this page replace the related options on other pages in previous versions of Publisher. Existing publishing jobs will be upgraded to default mappings after installing this version. Verify and adjust them as necessary.
MRE-1353	The Teigha DGN rendering module and the Teigha DWG rendering module now resolve xrefs that reside in the Meridian vault.
MRE-1360	When the Copy Content option is disabled for the Explorer synchronization job (and a rendering profile is not assigned) the job will now not use the local workspace of the server. This conserves disk space and may also have a positive affect on performance.
MRE-1427	MicroStation external references (title blocks, for example) are now rendered in monochrome if the parent drawing is rendered in monochrome.
MRE-1502	Long document names in BlueCielo Project Portal no longer generate PathTooLongException errors during rendering and watermark application.
MRE-1618	The Zoom to extents mode option of the Teigha DGN and Teigha DWG rendering modules has been removed. Page settings could not be applied when it was disabled. The drawing extents are now always rendered using the configured page settings.
MRE-1629	A new option Apply on first page only has been added to publishing jobs that when enabled, renders the watermark only on the first page of a multi-page rendition.
MRE-1641	A new rendering module for converting popular image and graphic metafile documents to Adobe PDF format using the PDFsharp components from empira Software GmbH has been added.
MRE-1666	The Teigha DGN and Teigha DWG rendering modules have been updated with Teigha 4.1.0. Adobe PDF rendition file sizes are noticeably smaller.
MRE-1670	The Teigha DGN rendering module now searches for SHX fonts in the folder <code>C:\Program Files\BC-Meridian\Enterprise Server\Teigha.NET</code> .
MRE-1672	Meridian Explorer synchronization no longer fails when it encounters unexpected duplicate references to a master document. Now the error is logged and synchronization will continue.
MRE-1695	Problems that caused black backgrounds and incorrect drawing extents in the Teigha DGN rendering module have been fixed.



ID	Description
MRE-1877	<p>A new setting DoNotNotifyAnotherJobIsRunning has been added to the file <code>GeneralPublisherSettings.dat</code>. If set to true, it prevents Another instance of the job is currently running notifications if a frequent job is still running when it is scheduled to begin again.</p>
MRE-1907, MRE-2068, MRE-2110	<p>Selecting the AutoVue rendering module component during installation now installs two versions of the AutoVue rendering module:</p> <ul style="list-style-type: none"> ■ AutoVue – This rendering module is based on AutoVue Desktop 20.2.1 and is no longer being developed by Oracle. It supports page ranges, paper sizes, orientation, colors, and pen tables and those options are available in existing and new rendering profiles made with this rendering module. However, it does not support the latest versions of some file formats. This is the same version as provided by prior versions of Meridian Enterprise and is compatible with existing rendering profiles. ■ AutoVue Desktop Deployment – This rendering module is based on AutoVue 20.2.3 (Java server) and will continue to be developed by Oracle. It is installed as a desktop deployment on the Meridian Enterprise Server computer. It does not support page ranges, paper sizes, orientation, colors, and pen tables and those options are not available in new rendering profiles made with this rendering module. However, it does support the latest versions of some file formats. <p>You may choose which rendering module best meets your requirements and create corresponding rendering profiles accordingly.</p> <p>For the list of input file formats that are supported by the AutoVue rendering module, see the version of <i>Meridian Enterprise Supported Software</i> that matches the Meridian Enterprise software. For the list of specific versions of the file formats that are supported for rendering, see the AutoVue documentation on the Oracle web site.</p>
MRE-2074	<p>The AutoVue and AutoVue Desktop Deployment rendering modules no longer support CALS GP4 rendition output.</p>
MRE-2112	<p>Oracle 10g is no longer supported.</p>



5 RELEASE 2015

5.1 What's New in Meridian Enterprise 2015

The following topics describe the new functionality and the changes and improvements to existing functionality in this release.

Related information

Administration improvements.....	55
Application link improvements.....	57
Client improvements.....	58
Customization improvements.....	59
Viewer improvements.....	60

5.1.1 Administration improvements

The following improvements have been made to the administration of Meridian Enterprise:

- The performance of repairing Hypertrieve vaults has been improved by approximately 30%.
- The Meridian Enterprise suite of products now supports named user licenses in addition to concurrent user licenses. Consult your BlueCielo Partner or BlueCielo account representative to discuss how the new licenses will affect your organization.
- Meridian Explorer licenses will be substituted automatically by a PowerUser client license (if available) when a user opens the PowerUser client while a Meridian Explorer license is claimed. PowerUser client licenses will be claimed by Meridian Explorer users if no Meridian Explorer user licenses are available.
- The performance for client-side operations that download documents to the PC can be improved in WAN environments by configuring the new site cache feature. This feature works similar to local workspace but for all users of the same remote site. Documentation of this feature is missing from the *BlueCielo Meridian Enterprise Administrator's Guide* that was distributed with release 2015. The documentation can be found in the guide online in the [BlueCielo Technical Library](#).
- New security privileges **Confirm Superseded**, **Confirm Merge**, **Link to Master**, and **Discard from Project** have been added.
- This release of the Hypertrieve 5 database engine provides approximately 50% better performance over the previous release (600% over the Hypertrieve 3 database engine) due to:
 - Better memory usage
 - Better handling of exclusive locks
 - New algorithms

Additional improvements include:



- In certain cases, a server reboot could take a long time due to slow loading of data cached on disk. This has been resolved.
- An access violation could occur on intensive operations like importing documents and running the Vault Consistency Wizard and has been resolved.
- A problem with incorrect string lengths could result in database corruption and has been resolved.
- Interrupted cache loading could lead to an access violation and has been resolved.
- Error logging has been improved.
- The licenses for a specific BlueCielo product can now be restricted to the members of a specified local or domain group.
- BlueCielo License Server activity can now be logged for viewing by the Windows Event Log Viewer.
- A new EDM Server setting **Hide vaults to which a user has no access** has been added. If this option is enabled, vaults will be hidden from users that do not have the **List Content** privilege for the root folder of a vault.
- The following options on the **Preferences** page in the Meridian Web Client have been removed and are now controlled only by registry settings on the web server. Existing environments that rely on client settings will continue to work.
 - **Enable clipboard Copy, Cut, and Paste commands**
 - **Enable viewing the vault at a baseline or specific date or time**
 - **Clear credentials after logging off**
- A new registry value **HelpURL** has been added that can be set to show a different help system for the Meridian Web Client than for the PowerUser client.
- The **Enable Web Access client components** option on the **Preferences** page in the Meridian Web Client is now set depending on whether the BlueCielo Upload/Download Control component is installed on the PC.
- The **Use BlueCielo AutoControls for improved form display** option has been deprecated.
- The AutoManager EDM Server service closes large vaults more gracefully now during Windows restarts and shutdowns. By default, the service will delay Windows shutdowns by up to 3 minutes to finish closing vaults and prevent vault recoveries during restart.
- It is now possible to register more than one Meridian Enterprise trial license in Meridian Enterprise Server with the same expiration date.
- Content indexing with the BlueCielo IFilter could create an excessive number of `.tmp` files in the Windows `%TEMP%` folder.
- A new server registry value **SameIISEDMAccount** has been added that, when set to 1, causes Web Access to use Windows authentication to connect to the remote vaults instead of using basic authentication, which can eliminate the double hop problem with authentication from a remote AutoVue server or IIS server.



- The Meridian Enterprise client components (for example, Application Integration and client libraries) are now installed by default and mandatory when installing Meridian Explorer or BlueCielo Publisher.
- Account names (for example, Local System) can now be typed on the **Logon Information** page during server installation and do not need to be selected with the browser dialog box. If the account name cannot be validated, installation can be continued.
- The default database engine for new vaults is now Hypertrieve 5.
- The document workflow commands are no longer available in the Meridian Web Client even if they are disabled for the active scope.
- If auditing is enabled for a vault and the connection to the audit log database is lost, unlogged transactions are now revoked instead of being committed and users are shown an appropriate error message.
- If auditing is enabled for a vault, the entries **Rep open Start**, **Init Audit**, and **Rep open Succeeded** are no longer added to the audit log by the Meridian Web Client. These entries were not useful and could cause the audit log database to expand unnecessarily.
- Trial licenses and Not for Production licenses may now be registered together in the same license server.
- The **Copy Document** command now supports batches in the Meridian Web Client.
- The **Computer running the Enterprise services** option in Meridian Enterprise Administrator now accepts a User Principal Name (UPN) to prevent errors when Meridian Enterprise Server is used to manage Meridian Enterprise user accounts and the Meridian Enterprise Server is running on a separate computer.
- Custom properties may no longer be deleted if they are included in the availability criteria of a workflow transition.
- The **IsAPWF** registry setting that enabled Meridian Asset Management Module object filtering has been moved to a new setting named **TagsInProject** on the **Application Integration** page in Meridian Enterprise Configurator. This was done so that the functionality can be enabled only for specific vaults on the same server.

For more information, see *BlueCielo Meridian Enterprise Administrator's Guide*.

5.1.2 Application link improvements

The following application link improvements have been made:

- SolidWorks 2015 SP1 and SP2 are now supported.
- The Revit link now supports synchronization of both standard parameters and custom parameters. The parameter name may also be specified as the asterisk (*) wildcard character to signify all parameters in the category.
- AutoCAD 2016 (including Civil 3D, Map 3D, P&ID, and Plant 3D) has been tested and is now supported.
- The asset management and AutoCAD P&ID features that were previously in separate AutoCAD runtime extensions (.arx) have been combined into the base AutoCAD link to simplify installation. Feature sets can be enabled or disabled with new registry values. Configuring the link is unchanged.
- Autodesk Inventor 2016 has been tested and is now supported.



- The **TagType** setting of the AutoCAD link now supports object type names specified as literals, attribute values, or combinations of attribute values and constant strings. The **TagType** setting can be used with the Meridian Asset Management Module.
- The AutoCAD link now supports synchronizing constant type title block attributes when the link's **SyncConstantAttributes** setting is set to **1**.
- Autodesk Revit 2016 has been tested and is now supported.
- A new menu item and ribbon icon have been added to the AutoCAD link that shows the **Drawing Tags** dialog box. This dialog box lists the asset tags that are found in the current drawing that match the link configuration. This dialog box was previously available only in the AutoCAD P&ID link. It can now be used to manage links to assets in standard AutoCAD drawings.
- The Revit link now supports multiple sheet title blocks per drawing similar to the AutoCAD link.
- The following application links are no longer supported. This does not affect the AutoVue viewer. For a list of the supported file formats, see [Oracle AutoVue 20.2.3 Supported File Formats Windows and Linux Platforms](#).
 - All AutoCAD versions prior to 2013, including all vertical market applications (AutoCAD P&ID, AutoCAD Civil, and so on)
 - Autodesk Inventor versions prior to 2013
 - Revit versions prior to 2013
 - SolidWorks versions prior to 2013
- A new filter expression [**Cut <start> <length>**] has been added to the **TagPrefixPropertyDef** setting used with the Meridian Asset Management Module. The expression can be used to exclude a substring from the retrieved property value.
- Meridian Asset Management Module tag filters that are unique to tag types or tag values must now be defined separately in a new **TypeFilters** setting or the old **TagFilters** setting respectively. A new **Filters** setting can be used to define filters that can be applied to either tag types or tag values.

For more information, see *BlueCielo Meridian Enterprise Administrator's Guide* and *BlueCielo Meridian Enterprise Configuration Guide*.

5.1.3 Client improvements

The following improvements have been made to the Meridian Enterprise client applications:

- The **Title Blocks** property page of documents that is enabled by the **Multiple layout title blocks support** option that was added in Meridian Enterprise 2014 SP1 was read-only in the Meridian Web Client. The page can now be edited in the Meridian Web Client this version.
- Deleting a project copy of a document now unlocks the master document from which it was made, which is more similar to discarding the project copy from the project folder. The important difference between the two actions remains, however. Deleting a project copy breaks its incoming references whereas, depending on the configuration, discarding the project copy can reroute its incoming references to the master document and maintain the referential integrity of the related documents.
- The Meridian Web Client now shows a modern, calendar type data picker with the same locale as property pages.
- The shared workspace options of folders may now be edited in the Meridian Web Client.



- Meridian Asset Management Module objects can now be linked and unlinked in the Meridian Web Client using the text tags feature similar to the way it is possible in PowerUser.
- Creating references in the Meridian Web Client is now easier and searching for the destination documents is no longer required.
- Two users opening the same vault, in the same scope, with the same navigation view no longer generates the error **IC Meridian Object Manager: Cannot set attribute 'AMNavigationViewPropertySet._SEARCHAREA'. ; The object is currently being edited by another session** if the **Remember user name** option is enabled on the **Authentication** page of the **Vault Settings** branch of the **Environment** section of the vault in Configurator.
- The Meridian Web Client now supports an improved navigation tree. The new tree can be enabled by adding the setting **GridTree=1** in the first section of the user's .prf file in the `C:\inetpub\AMM\Profiles` folder on the web server. The profile files have globally unique filenames like `S-1-5-21-247412457-1281538329-1571014584-4234.prf`. The profile file for a particular user can be identified by making a change to one of the user's preference settings as described in the *BlueCielo Meridian Enterprise User's Guide* and then matching the file modification time shown in Windows Explorer. This setting is temporary and the new tree may become the default in a future release.
- A new property page **Enterprise Server Packages** is available for documents in PowerUser and the Meridian Web Client. It lists the packages that have been exported from the Meridian Explorer repository that contain the selected document.
- A new setting **CreateProjectCopyForRetired** has been added to the vault configuration that when enabled, allows project copies to be made from retired documents.
- A Meridian Explorer **Comments** page configured to show as an external property page in Meridian Enterprise did not show the viewer window when the page was viewed in the Meridian Web Client.
- The new Meridian Web Client property pages for the Meridian Asset Management Module that are described in "[Customization improvements](#)" on page 59 require that frames be disabled in the Meridian Web Client. Otherwise, some features may not work or will generate errors. Frames can be disabled with the **UseFrames** setting described in the *BlueCielo Meridian Enterprise Administrator's Guide*. It's highly likely that future functionality will also not support frames. For this reason, frames should be considered obsolete and users should not rely on them.

For more information, see *BlueCielo Meridian Enterprise User's Guide*.

5.1.4 Customization improvements

The following improvements have been made to the Meridian Enterprise customization features (VBScript and .NET API):

- A new property **Document.LayoutsNames** has been added that contains the names of the page layouts in the current document. The layout names can be used to render multiple sheets from a single AutoCAD or Revit source drawing.



- Microsoft SQL Server Compact Edition 4.0 is now supported for the external tables database and the user database on the server and also for the local workspace database on client PCs. For upgrade instructions from version 3.5, see the Meridian Enterprise Knowledge Base.
- The **Batch.PrintDetails** method now works in the Meridian Web Client for the **Change Document Type** and **Issue New File Name** commands, workflow transitions, and custom commands.
- The **TagProperty** setting of the AutoCAD link that can be used with the Meridian Asset Management Module can now specify the name of a VBScript function to calculate the tag name. For more information, see the *BlueCielo Meridian Asset Management Module Administrator's Guide*.
- VBScript logging can now be enabled and configured for PowerUser and the Meridian Web Client. The log can be viewed in PowerUser and downloaded by the Meridian Web Client.
- New **Objects** and **Where Used** pages are available with the Meridian Asset Management Module that are optimized for the Meridian Web Client. The pages can be shown by implementing new **ObjectsPage_IsVisible** and **WhereUsedPage_IsVisible** VBScript event handlers.
- The reason entered by the user for electronically signing documents is now available in VBScript after the transaction has completed so that it can be added to a watermark on the signed document.
- The Connection API method **GetUniqueValues** now supports any property set. The *SelectCustomPropertyName* parameter now accepts fully-qualified property names in the form `<PropertySet>.<PropertyName>`. If `<PropertySet>` is omitted, the **Custom** property set is assumed.
- The **DocGenericEvent_*CreateReference** and **DocGenericEvent_*DeleteReference** events are now supported by reference operations performed by the Meridian Asset Management Module.

For more information, see the *BlueCielo Meridian Enterprise VBScript API Reference Guide* or the *BlueCielo Meridian Enterprise .NET API Reference Guide*.

5.1.5 Viewer improvements

The following improvements have been made to the Meridian Enterprise viewer:

- Oracle AutoVue 20.2.3 is now included. For information about the new features in this release, see [What's New in Oracle's AutoVue Enterprise Visualization 20.2.3?](#) For a list of the supported file formats, see [Oracle AutoVue 20.2.3 Supported File Formats Windows and Linux Platforms](#).
- The AutoVue Client/Server deployment user settings have been moved from `C:\Program Files (x86)\Common Files\Cyco Shared\AutoVue\Profiles\<UserName>.ini` on the AutoVue server and are now stored in files in the folder `C:\Users\<UserName>\AppData\Roaming\Cyco\AutoManager View Control2`.
- User-selected printer paper sizes are now saved correctly by AutoVue.
- The quality of printing drawings in landscape orientation on tabloid size sheets has been improved.
- Opening a PDF file that contains foreign language characters in AutoVue inside PowerUser no longer causes **File not found** errors.



5.2 What's new in BlueCielo Meridian Enterprise Server 2015

The new features and improvements of Meridian Enterprise Server include:

- A new type of document collection can be made called a package. A package is a set of documents contained in an archive (ZIP) file. They can be used to send documents to people who do not have access to Meridian Explorer, for example, or as simple transmittals. Packages are to Meridian Explorer what briefcases are to Meridian Enterprise but simpler. However, the two are different and are not interchangeable.

One way that packages are different from briefcases is that packages are sent by Meridian Enterprise Server to a different file storage system (Windows file system, FTP site, cloud service, etc.), not to a person by email. Meridian Explorer uses the BlueCielo Publisher system links to transfer the documents for you. You only need to select a Publisher job, specify the contents of the package, and instruct Meridian Explorer to send it. The rest is automatic but you can monitor the status of the package to verify that it was sent. You may also view packages that have already been sent and search for documents inside packages.
- Web service APIs **GetDocument** and **GetDocuments** are now available to external systems to retrieve Meridian Explorer data. The APIs can be used with standard HTTP or HTTPS requests and they return the data in JSON responses.
- New permission levels **Edit Collections, View Packages, Edit Packages, Execute Packages, and Manage Packages** have been added to support the creation of document export packages.
- Internal functionality has been added that enables advanced repository synchronization troubleshooting by BlueCielo Technical Support.
- Exported metadata is now saved in MS Excel 2007 or higher (.xlsx) format and may contain more than 255 columns.
- Searching on properties that have more than 50K unique values now works correctly.
- Older repositories that are upgraded to Meridian Explorer 2014 no longer fail when the stoplist is added to the full-text index.
- User and group names may now be longer than 50 characters.
- When used with SQL Server 2008, an error that could cause canceled background tasks to show as still running in the **Tasks** list has been fixed.
- Error **Column name <ColumnName> does not exist in the target table or view** occurred when indexing a repository that contains over 300 document and tag properties.
- Hybrid parts of the source document are now published to non-Meridian Enterprise destination systems if the **Publish the source document** option of the publishing job is enabled.
- The **Use fixed identity** option has been renamed to **Use Meridian impersonation** and the default has been changed to enabled.
- After upgrading to this version, a new CSS stylesheet is generated that contains the default styles. If you made customizations to the stylesheet before the upgrade, that stylesheet is retained and you must copy your changes to the new stylesheet.
- Column filters are now available in the **Audit log** view in Meridian Enterprise Server Configurator.



- When viewing a batch of PDF files, the Adobe Reader window could remain visible even after closing the window.
- A new views bar at the bottom of the Meridian Explorer page shows the names of the four data contexts that are available in a repository: **Documents**, **Tags**, **Projects**, and **Collections**. The names can be clicked to switch the navigation view to the corresponding context.
- An Oracle AutoVue Client/Server deployment running under the Local System account could show errors and not display documents.
- Audit log data may now be exported from the Meridian Enterprise Server Administration Console to Microsoft Excel format.
- Active Directory synchronization has been improved for large numbers of groups and users.
- The performance of synchronizing large numbers of documents that have been deleted from the source vault has been improved.
- The accuracy of validating synchronizations from Meridian Enterprise to Meridian Explorer has been improved to better detect document changes since the last synchronization.
- A new URL parameter **ISOLATION=TRUE** has been added that hides the views bar and the **HOME** tab in the ribbon menu bar when one document or a list of documents is previewed in a new browser window, such as from a maintenance management system.
- Redlines were not visible in AutoVue if the **StoreFeedbackRedlineOnRendition** option was set to True in the `WebConfigDto.dat` file of Meridian Enterprise Server and a feedback page was configured. This patch deactivates the **StoreFeedbackRedlineOnRendition** setting, if present so that redline display is then controlled by the **Include redlines in rendition** and **Publish redlines** options of the publishing jobs.
- New URL shortcuts named **documentview**, **objecttagview**, **projectview**, and **packageview** have been added. They can be used to open the default view for each item type. Corresponding parameters **RN** and **ViewCat** have also been added that can be used to specify the repository and view type to open. For details about usage, see the *BlueCielo Meridian Enterprise Server Administrator's Guide*.
- Performance has been improved when thumbnails are updated and VBScript events are invoked. Internal functionality has been added that enables advanced repository synchronization troubleshooting by BlueCielo Technical Support.

5.3 What's new in BlueCielo Publisher 2015

BlueCielo Publisher 2015 adds the following new fixes and improvements:

- The rendering module option names and acceptable values have been made more consistent to simplify configuration.
- Rendering to PDF with the AutoVue rendering module is now supported on Windows Server 2012.
- The Meridian Enterprise Application Integration component is now always installed during setup so that local workspace cleanup after publishing can be configured as a scheduled task.
- A new option **Continue on job fail** has been added to batch job configuration. If enabled, the other jobs in a batch will be run even if one of the jobs in the batch fails for any reason.
- The VBScript rendering option **_GROUP_** has been removed to allow rendition merging to be performed by the **Update Rendition** command in Meridian Enterprise PowerUser. This is a break-



ing change that affects existing configurations that use the **__GROUP__** option. The configuration must be modified to not rely on the **__GROUP__** option.

- The BlueCielo Project Portal system link has been improved by logging more events and a bug was fixed that caused new revisions of documents to be created in a loop when the service was restarted on the Project Portal server.
- Meridian Explorer synchronization jobs no longer copy documents to the local workspace during publishing unless rendering is performed.
- The Meridian Enterprise setup package now creates the folder `C:\Windows\System32\config\systemprofile\Desktop` to support the Microsoft Office rendering module and electronic signature pages. This folder is in addition to the `C:\Windows\SysWOW64\config\systemprofile\Desktop` that was previously created during setup.
- The AutoCAD rendering module now supports AutoCAD 2016.
- Scheduling a rendition job no longer prompts for the destination vault unnecessarily.
- Scheduling a batch rendering job for multiple vaults now only allows compatible destinations to be selected, which prevents the error **The target configuration is invalid: The rendition update feature is only available when the destination BlueCielo Meridian vault is the same as the publishing source** for incompatible combinations.
- The **Force all colors to black** and **Document pages** options of the rendering profile can now be configured as defaults for a publishing job .
- The Revit rendering module now supports DWG output.
- The following rendering applications are no longer supported.
 - All AutoCAD versions prior to 2013, including all vertical market editions (AutoCAD P&ID, AutoCAD Civil, and so on)
 - Autodesk Inventor versions prior to 2013
 - SolidWorks versions prior to 2013
 - MS Office versions prior to 2010
- A rendition job that is used for multiple sources and destinations will now only show the compatible destinations for user selection in Meridian Enterprise PowerUser when the **Publish** command is run.
- The Autodesk Inventor rendering module now supports Autodesk Inventor 2016 but in interactive mode only.
- The **Rotation** option was not available if the **Alignment** option was set to **Center** or **Right** for a watermark overlay.
- The SolidWorks rendering module options have been streamlined to be more consistent with the other rendering modules.
- The maximum value of the **Timeout** option of a publishing job has been increased from 360 seconds to 32000 seconds to allow time for large rendering jobs to complete before the job fails.
- The Office rendering module now supports the Visio `.vsdx` and `.vsdm` file extensions.



6 RELEASE 2014 SP2

6.1 What's New in Meridian Enterprise 2014 SP2

This service pack includes all improvements made in Meridian Enterprise 2014 SP1 and many subsequent fixes included in Meridian Enterprise 2015. A list of the 2014 SP1 improvements can be found on the [Meridian Enterprise 2014 SP1 Release Notes](#).

This service pack is distributed as complete server and client installation packages. Either one can be installed alone and is compatible with Meridian Enterprise 2014 SP1 server or client installations. However, we recommend that both the server and clients be upgraded to this release.

The following improvements have been made to Meridian Enterprise:

- Introduces the new DWORD registry setting **AVLandscape** that controls the rotation of watermarks (only when printed in landscape orientation) so that they can match the printed output depending on the printer driver used.

`HKEY_CURRENT_USER\Software\Cyco\AutoManager View Control2\Settings`

When set to **1**, watermarks are rotated clockwise. When set to **0xFFFFFFFF**, they are rotated counter-clockwise.
- Fixes an issue in which comparing images or PDF files caused the viewer to stop working.
- The **Suspend viewing the document** option in PowerUser no longer effects AutoVue.
- Correctly shows the electronic signature disclaimer and reason dialog box in the Meridian Web Client if the length of the disclaimer is over 255 characters. Also fixes a general issue with lookup lists in which the total length of all values in a lookup list or a bound string that is calculated by a VBScript expression is greater than 255 characters. The limitation is now 4K characters for the total of all lookup list values and 255 characters per value.
- Empty date fields are the same width as fields that contain values.
- The Global Collaboration Framework import processor no longer continues processing briefcases if the EDM Server has stopped responding.
- Fixes an **Invalid pointer** error that can occur when attempting to view the **Document Workflow** menu for the replacement of a hybrid document after its document type has been reconfigured to not be a hybrid document type.
- Shows AutoVue at the correct size when the viewer is opened in a new Internet Explorer window.
- Fixes an issue with properties in a mapped tagset being cleared when they are synchronized from MicroStation files but the tagset does not exist in the drawings.
- An error has been resolved when the Asset Management Module is enabled, **TagsInProject** is set to 1 in the **AMMCUSTOM** section of the Application Integration vault settings, and the Advanced Project Workflow Module is disabled for the vault.



- A new option **Enable filtering** has been added to the **Manage Links** dialog box when the Meridian Asset Management Module and the Meridian Advanced Project Workflow Module are enabled for a vault. If enabled, this option filters the document and object search results using the property filters that are defined in the navigation view that specifies the columns to show in the Meridian Asset Management Module user interface. For information on configuring this option, see the *Meridian Asset Management Module Administrator's Guide*.
- Adobe PDF rendition content is now added to the full-text index for searches if the Adobe PDF IFilter is installed on the Meridian Enterprise server and the **BCRenditionPropertySet._Format** property of the source document is set to **PDF**.
- Fixes an issue with printing tabloid page size in landscape orientation from AutoVue in a client/server deployment.
- The **Batch.PrintDetails** method now works in the Meridian Web Client for the **Change Document Type** and **Issue New File Name** commands, the **DocGenericEvent_*CreateReference** and **DocGenericEvent_*DeleteReference** events to reference operations performed by the Meridian Asset Management Module, workflow transitions, and custom commands.
- When the ADSyncUser tool synchronizes a user that resides in multiple groups, the error is now logged and the synchronization continues.
- Adds multiple domain support to Active Directory synchronization. Users and groups that reside in other domains than the primary domain will be synchronized.
- Rendering large documents with the AutoVue rendering module could produce blank pages part way through the rendition.
- The EDM Server service could stop working if the availability criteria of a workflow transition included a property that was deleted.
- Redlines were not visible in AutoVue if the **StoreFeedbackRedlineOnRendition** option was set to True in the `WebConfigDto.dat` file of Meridian Enterprise Server and a feedback page was configured. This patch deactivates the **StoreFeedbackRedlineOnRendition** setting (if present) so that redline display is then controlled by the **Include redlines in rendition** and **Publish redlines** options of the publishing jobs.
- When performing a batch import and the **Enable Web Access client components** option was disabled, drop-down lists that used database queries did not refresh properly.
- Adds a new option **CreateProjectCopyInWebAccessMode** to the **[Vault]** section of the Application Integration settings in a vault configuration. If set to **Y** (the default is **N**) and a project copy is made, this setting suppresses the Reference Explorer dialog box in the PowerUser client and also suppresses the resolution and copying of referenced documents. This causes the PowerUser to behave similar to the Meridian Web Client for this operation. This can dramatically shorten the time required to create project copies that reference many other documents. This setting is the most beneficial in vaults that contain many references to asset tags related to a maintenance management system. We do not recommend enabling this option in vaults that do not contain asset tags but instead references are primarily to assembly parts or related documents.
- Active Directory synchronization has been improved for large numbers of groups and users.
- Adds triggering of the **DocGenericEvent_*CreateReference** and **DocGenericEvent_*DeleteReference** events to reference operations performed by the Meridian Asset



Management Module. Also fixes an issue with the **Batch.PrintDetails** property within those events.

- The **Build Report** command was unavailable for folders in the Meridian Web Client.
- The **Copy Document** command now supports batches in the Meridian Web Client.
- The reason entered by the user for electronically signing documents is now available in VBScript until after the transaction completed. It can now be added to a watermark on the signed document.
- If auditing is enabled for a vault, the entries **Rep open Start, Init Audit, and Rep open Succeeded** are no longer added to the audit log by the Meridian Web Client. These entries were not useful and could cause the audit log database to expand unnecessarily.
- The document workflow commands were available in the Meridian Web Client even if they were disabled for the active scope.
- The quality of printing drawings in landscape orientation on tabloid size sheets has been improved.
- When viewing a batch of PDF files, the Adobe Reader window could remain visible even after closing the window.
- Documents that do not have custom properties assigned to them that are specified for Asset Management Module tag objects no longer show property internal names instead of their display names.
- A new setting **CreateProjectCopyForRetired** has been added to the vault configuration that when enabled, allows project copies to be made from retired documents.
- A Meridian Explorer **Comments** page configured to show as an external property page in Meridian Enterprise did not show the viewer window when the page was viewed in the Meridian Web Client.
- Content indexing with the BlueCielo IFilter no longer creates an excessive number of `.tmp` files in the Windows `%TEMP%` folder.
- Resolved an issue in which the viewer window was not refreshed after user focus switched to another application and then returned to AutoVue. This occurred if the user option **Suspend viewing the document** was enabled to prevent locking the file so that it could be opened in other applications. The workaround of resizing the viewer window would refresh the window.
- Redlining using an AutoVue Client/Server deployment could cause the error **There is no privilege to change redlines**.
- AutoCAD redlines are now shown correctly after switching from model view to a layout view and back again.
- Error **Column name <ColumnName> does not exist in the target table or view** now longer occurs when indexing a repository that contains over 300 document and tag properties.
- Two users opening the same vault, in the same scope, with the same navigation view no longer generates the error **IC Meridian Object Manager: Cannot set attribute 'AMNavigationViewPropertySet._SEARCHAREA'. ; The object is currently being edited by another session** if the **Remember user name** option is enabled on the **Authentication** page of the **Vault Settings** branch of the **Environment** section of the vault in Configurator.
- Searching on properties that have more than 50K unique values now works correctly.
- Finnish language corrections in the Global Collaboration Framework.



- In a vault that uses the Hypertrieve 5 database engine, removing a user from the **To-Do Persons** list of a workflow can no longer cause minor vault corruption that was not detected by the database engine or repaired by the Vault Consistency Wizard.
- The **Fit to page size** option of the AutoVue Document Converter no longer creates empty PDF files.
- Stability of the Vault Consistency Wizard has been improved.
- The **Title Blocks** property page of documents that is enabled by the **Multiple layout title blocks support** option that was added in Meridian Enterprise 2014 SP1 was read-only in the Meridian Web Client. The page can now be edited in the Meridian Web Client this version.
- A rare issue that could cause Windows Search to crash when indexing a file has been resolved.

6.2 What's New in Meridian Enterprise Server Release 2014 SP2

Meridian Enterprise Server Release 2014 SP2 adds the following new fixes and improvements:

- Meridian Explorer synchronization no longer fails when it encounters unexpected duplicate references to a master document. Now the error is logged and synchronization will continue.
- Audit reports shown by Meridian Explorer now display times in GMT format the same as the exported data.
- User group names are now shown in property value lists correctly in Meridian Enterprise Server.
- Timeout errors when synchronizing Active Directory to Meridian Enterprise Server have been resolved.
- In a repository with multiple navigation views defined, clicking the view list in the navigation pane to select a different view no longer loads the next view in the list automatically. That could result in incomplete rendering of the view combined with non-existent property values.
- Applies the current audit log filter to exported data.
- Exported metadata is now saved in MS Excel 2007 or higher (.xlsx) format and may contain more than 255 columns.
- Audit log data may now be exported from the Meridian Enterprise Server Administration Console to Microsoft Excel format.
- The Meridian Explorer iPad website now supports forms authentication from a web browser as well as from an iPad for testing purposes.
- Performance has been improved when thumbnails are updated and VBScript events are invoked. Internal functionality has been added that enables advanced repository synchronization troubleshooting by BlueCielo Technical Support.
- The error **SOAP negotiation** could occur if the **Use Enterprise server for user management** option is enabled in a vault and Meridian Enterprise and Meridian Enterprise Server are running on different computers. This patch allows the **Computer running the Enterprise Server service** option in Meridian Enterprise Administrator to accept a UPN to specify the Meridian Enterprise Server computer as described in the *BlueCielo Meridian Enterprise 2015 Administrator's Guide* or later.
- Applies item level security to the results of full-text searches.
- The performance of synchronizing large numbers of documents that have been deleted from the source vault has been improved.



- Diagnostic information about document viewing in Meridian Explorer can now be saved in a trace log for troubleshooting.
- Printing documents is no longer possible with an AutoVue Client/Server deployment after disabling the **Allow draft print** option for an Meridian Explorer view.
- When used with SQL Server 2008, an error that could cause canceled background tasks to show as still running in the **Tasks** list has been fixed.
- Internal functionality has been added that enables advanced repository synchronization troubleshooting by BlueCielo Technical Support.
- Multiple repositories synchronized from separate Meridian vaults that share the same property name no longer show values from the wrong repository in property-based navigation views and in the Advanced Search lookup lists.
- Improved performance when thumbnails are updated and VBScript events are invoked.
- When draft revisions are synchronized to the repository and then revoked in the Meridian vault and new revisions started, the wrong revision is no longer deleted in the repository if the **Allow automatic deletion** is enabled.
- Error **Column name <ColumnName> does not exist in the target table or view** no longer occurs when indexing a repository that contains over 300 document and tag properties.
- Web service APIs **GetDocument** and **GetDocuments** are now available to external systems to retrieve Meridian Explorer data. The APIs can be used with standard HTTP or HTTPS requests and they return the data in JSON responses.
- Localization resources have been improved.

6.3 What's New in BlueCielo Publisher Release 2014 SP2

BlueCielo Publisher 2014 SP2 adds the following new fixes and improvements:

- Documents published to BlueCielo Project Portal after adding a signature page now have correct filenames.
- The BlueCielo Project Portal system properties **Author**, **AuthorEmail**, **Created**, **Modified**, and **Description** can now be mapped in publishing jobs.
- BlueCielo Project Portal property place holders are now replaced correctly in signature page templates.
- When the **Copy Content** option is disabled for the Explorer synchronization job (and a rendering profile is not assigned) the job will now not use the local workspace of the server. This conserves disk space and may also have a positive affect on performance.
- Increases the maximum value of the **Timeout** option of a publishing job from 360 seconds to 32000 seconds to allow time for large rendering jobs to complete before the job fails.
- Adds a new setting **EnableUseRenditionForLinkedDocuments** to the `PublisherCapability.dat` file that, when set to true, shows a new publishing job option **Use existing rendition for linked documents** on the **MERGING** tab of the job. If that option is enabled and renditions already exist for the linked documents, those renditions are merged with the current document rendition instead of regenerating the linked renditions.
- Removes the **_GROUP_** rendering option so that rendition merging can performed by the **Update Rendition** command in Meridian Enterprise PowerUser. This is a breaking change that



affects existing configurations that use the **_GROUP_** option. The configuration must be modified to not rely on the **_GROUP_** option.

- Adds support for BlueCielo Project Portal 2015. Also fixes an issue in which the rendition filename was incorrect after rendering with the AutoVue rendering module.
- If the **Use job advanced rendering settings** and **Defaults if job advanced rendering settings cannot be matched** options of the publishing job are enabled but the rendition properties of the source document are empty, the settings of the **Force all colors to black** and **Document pages** options of the rendering profile will be used.
- Files were not correctly rendered and a PDF template file was published instead when the following options were configured:
 - The file extension was registered with a rendering module
 - The **Publish action for file extension not assigned in any rendering profile** was set to **Publish PDF template**
 - A PDF template was specified
 - The **Input extension** option was empty
 - The **Use for empty extension** option was enabled
 - The **Use for empty documents** option was enabled
- Rendering batches of Office files now longer causes timeouts or **The RPC server is unavailable** errors.
- The BlueCielo Project Portal system link has been improved by logging more events and a bug was fixed that caused new revisions of documents to be created in a loop when the service was restarted on the Project Portal server.
- Adds a new batch publishing job option **Continue if any job fails**. If enabled and one job in the batch fails for any reason, the other jobs in the batch will still be run.
- Rendering to PDF with the AutoVue rendering module is now supported on Windows Server 2012.
- Adds audit logging to the AutoCAD rendering module.



7 RELEASE 2014 SP1

7.1 What's New in Meridian Enterprise 2014 SP1

The following topics describe the new functionality and the changes and improvements to existing functionality in this release.

Related information

Administration improvements.....	70
Application link improvements.....	71
Client improvements.....	71
Configuration improvements.....	73
Customization improvements.....	74
Viewer improvements.....	75

7.1.1 Administration improvements

The following improvements have been made to the administration of Meridian Enterprise:

- New command line arguments **PUC_ICON** and **WEB_ICON** have been added to the Windows Installer packages. If enabled, they will install the respective shortcut on the Windows desktop.
- The default of the **UseFrames** registry value on the server is now 1 after installation. This shows document property pages in a second pane beside the active navigation view instead of replacing the navigation view in the browser window. The viewer then appears as a property page tab. This value affects all Web Access users.
- When the EDM Server setting **Use Enterprise server for audit trail** is enabled, the Meridian Enterprise actions are no longer all shown as **Custom** but show as the correct action names.
- The name of the Task Server computer is now saved correctly in Meridian Enterprise Administrator.
- The license registration wizard has been significantly streamlined. The reseller, background, contact, and much of the site information no longer needs to be entered to register licenses.
- The Meridian Enterprise server setup package now includes options to install Application Integration and the application links. This makes it easier to deploy with BlueCielo Publisher and for development and demonstration systems.
- A new client registry value **DisableChangeViewerPriority** has been added that, when set to 1, disables users' ability to change the priority of viewers for particular file types.
- Document retention data can now be initialized by the Document Import Tool in PowerUser and by the Database Import Wizard with the **AMRetentionControlPropertySet** property set.
- Electronic signature data can now be initialized by the Database Import Wizard with the **AMDocumentPropertySet._ESIGNATURES** property.
- The Meridian Enterprise setup packages now add the **Authenticated users** group to the **Distributed COM users** group in Active Directory automatically so that all users have the correct permission by default.



- A new client registry value **ShowAllTablesImportDB** has been added that, when set to 1, shows all of the table types present in a Microsoft Excel workbook for selection to import in the Database Import Wizard in Meridian Enterprise Configurator.
- This release contains a new license server that will not accept licenses for newer versions.
- The **Manually Update Rendition** privilege is now checked when attaching renditions by drag-and-drop in the Meridian clients.
- A new version of `SyncUnlock.exe` (`BCSyncUnlock.exe`) is installed that supports an interactive graphical user interface and works with restricted user accounts.
- The `AMRep.exe` tool has been expanded to include more information in its output and tool execution has been improved:
 - Version numbers of the BlueCielo .NET interops are included
 - Version numbers of the Microsoft Visual C++ Runtime libraries are included
 - A list of the versions of the installed Meridian Enterprise Server components is included
 - The Meridian Enterprise Server custom event log is included
 - An error with `AMRepU.exe` that could cause the message **Output directory not found (Files)** to be shown has been fixed.
- The Vault Archive Wizard now replaces invalid characters in filenames with the underscore (`_`) character.

For more information, see *BlueCielo Meridian Enterprise Administrator's Guide*.

7.1.2 Application link improvements

The following application link improvements have been made:

- SolidWorks 2015 is now supported.
- The shortcut menu that is shown in the **BlueCielo** browser in Autodesk Inventor when Application Integration is in Remote mode now supports all of the same commands as in PowerUser except for the **Create New Version** and **Derive** commands.
- The Application Integration dialog boxes now display an icon at the right end of the toolbar that indicates the current mode: Online, Remote, or Offline. In Offline mode, the dialog box title text also reads **Open from local cache of <Vault> on <LocalComputerName>**.
- AutoCAD Civil 3D 2014 and 2015 are supported.

For more information, see *BlueCielo Meridian Enterprise Administrator's Guide* and *BlueCielo Meridian Enterprise Configuration Guide*.

7.1.3 Client improvements

The following improvements have been made to the Meridian Enterprise client applications:

- If configured by a system administrator, the copy of the transmittal report of a briefcase that is stored in the vault now has outgoing references to the briefcase source documents.
- Multiple drawing sheets in the same AutoCAD file are now supported by title block synchronization. A new system property page named **Title Blocks** appears in PowerUser and the Meridian Web Client (read-only). This page allows users to edit the title block properties independently for each layout.



- A new system property page **Retention** is provided that shows the document retention system properties.
- A new command **Convert to Hybrid** has been added to the PowerUser and the Meridian Web Client. It converts selected documents into parts of new hybrid main documents made from a selected template.
- The look and feel of the Meridian Web Client has been improved and updated to be more consistent with current web application technology. The logo in the context bar may be configured.
- Multiple references of the same type between MicroStation drawings and raster images are now prevented. References of the MicroStation Raster Reference type are no longer converted to the MicroStation Model Reference type when the drawing is saved in MicroStation.
- Properties that are configured to appear in the Application Integration **Open** dialog box now also appear when the link is in Remote mode.
- A check box has been added to the dialog box that is shown when a user attempts to navigate to a document that cannot be found in the scope of the current navigation view. Selecting the checkbox disables the dialog box in the future and the view is automatically set to the **Explorer** view. A new registry value named **DisableNotFoundMessage** has been added that can be used to reset the checkbox.
- A new option **Enable filtering** has been added to the **Manage Links** dialog box when the Meridian Asset Management Module and the Meridian Advanced Project Workflow Module are enabled for a vault. If enabled, this option filters the document and object search results using the property filters that are defined in the navigation view that specifies the columns to show in the Meridian Asset Management Module user interface. For information on configuring this option, see the *Meridian Asset Management Module Administrator's Guide*.
- The Meridian Asset Management Module now allows links to be made between tag objects and released documents that are currently in a workflow. Previously, the workflow prevented making links.
- The Meridian Web Client now supports drag-and-drop for importing files.
- A new dialog box **Text Tags** has been added to the **Objects** property page in PowerUser and the Meridian Web Client. When the Meridian Asset Management Module is enabled for the vault and a regular expression is specified for the new **Text Tag Search** option (see "[Configuration improvements](#)" on page 73), this dialog box becomes available and can be used to show the matching asset tag IDs in the full-text index of the selected document. This dialog box works similar to the existing **Drawing Tags** dialog box that shows the asset tags found in AutoCAD block attributes.
- A new command **Open** has been added to the document and selection shortcut menus in the Meridian Web Client. The command downloads the selected documents and opens them in the registered Windows application similar to the PowerUser client.
- Internet Explorer 9, 10, and 11 no longer require **Compatibility View** mode.
- Application Integration running in Remote mode now uses the user's name as the local workspace folder name instead of the To-Do list name if the names are different. No changes were made to the local workspace folder names in Online mode. This makes working in Remote mode compatible with working in Online mode and the Meridian Web Client. Previously, switching between Remote mode and the Meridian Web Client could result in two local workspaces for the same user if their user name and the To-Do list name were different. This scenario was not supported. This change



can cause local workspace inconsistencies if multiple users are configured to the same To-Do list.

Warning If any user names and their corresponding To-Do list names are different and the users use Remote mode, copy or move the local workspace files from the local workspace folder with the To-Do list name to the local workspace folder with the user name. Failure to do so could result in lost changes to documents in progress.

- A new **Welcome** page is shown at the start of a Meridian Web Client session for vault selection. The page shows the last opened vault and lists the three most used vaults. The logo and text on the **Welcome** page may be configured.
- The Application Integration dialog box now shows a text description in the properties panel of the status of the selected document.
- The error **An unexpected error occurred** no longer appears when a port number is specified for the **Enterprise Server web address** option.
- False errors stating **The vault cannot be opened to a future date and time** could occur rarely.
- The document icon on the **Document** property page in PowerUser incorrectly showed the rendition as out of date if the **Modified** date equaled the **Rendition updated** date. The icon now shows the rendition as up-to-date.

For more information, see *BlueCielo Meridian Enterprise User's Guide*.

7.1.4 Configuration improvements

The following improvements have been made to the configuration of Meridian Enterprise:

- A new setting `OutgoingRefType` has been added to the application link settings for briefcases. This setting specifies the internal name of a reference type that is used to link briefcase transmittal reports to the briefcase source documents. The references are created from the vault copy of the transmittal report when it is generated.
- Multiple drawing sheets in the same AutoCAD file are now supported by title block synchronization. A **Multiple layout title blocks support** option has been added to the **Title Blocks** page of a document type definition in Configurator. When this option is enabled, a system property page named **Title Blocks** appears in PowerUser and the Meridian Web Client. This page allows users to edit the title block properties independently for each layout. A new section in the AutoCAD link settings in Configurator allows a system administrator to specify custom names for the columns shown on the **Title Blocks** page.
- The **DisableTitleBlockUpdate** registry value that was previously only available for AutoCAD title block properties now applies to all property types in all AutoCAD links.
- The **AutoUpdate** application link setting that was previously only available for the AutoCAD P&ID link is now available for all title blocks.
- Wildcard characters that were previously only supported by the **Aliases** setting for AutoCAD P&ID tag properties are now supported for all property types.
- A new security privilege **Convert to Hybrid** has been added to documents. This privilege controls the availability of the new Convert to Hybrid command in PowerUser and the Meridian Web Client.



- A new option **Postfix** has been added to the **Type** option of document types. The specified text is appended to the names of files that are converted into hybrid documents by the new **Convert to Hybrid** command.
- A new email notification definition named **As-built updated** has been added to the **Notification settings** page in Meridian Enterprise Configurator. The new definition sends notifications to the selected recipient groups when a modified project copy is released and a new master revision is created.
- Folder properties for which the **List of existing values for this property** option is enabled now show the list properly if the property is only used for folders. Previously, it would only show if the property was shared with documents.
- The height of the text box of a memo property is now saved correctly the first time in Meridian Enterprise Configurator.
- A new option **Text Tag Search** has been added to the Meridian Asset Management Module options. A regular expression can be specified that is used to match asset tag IDs found in the full-text index of documents. The matching asset tags can then be shown in PowerUser to link documents to matching vault objects.
- A new setting **DefaultRenditionExtension** has been added to the **[Vault]** section of the **Application Integration** settings. This setting specifies the default file extension of documents to import as renditions of existing documents during drag-and-drop operations.

For more information about these improvements, see the *BlueCielo Meridian Enterprise Configuration Guide*.

7.1.5 Customization improvements

The following improvements have been made to the Meridian Enterprise customization (VBScript and .NET API) features:

- New VBScript API events are provided for the system-defined **Document**, **Folder**, **Rendition**, **Retention**, and **Title Blocks** property pages. Each page generates **<PageName>Page_IsVisible**, **<PageName>Page_CanEdit**, and **<PageName>Page_CanApply** events except for the **Document** and **Folder** pages, which only generate the **<PageName>Page_IsVisible** event because they are read-only. A new AutoCAD link setting **UseTabOrderForScript** can be set to refer to AutoCAD layout tabs by number instead of by name in the **TitleBlocksPage_CanApply** event.
- New VBScript API events **DocHybridEvent_BeforeConvert2Hybrid** and **DocHybridEvent_BeforeConvert2Hybrid** have been added to provide customization opportunities for the new **Convert to Hybrid** command.
- A new VBScript API method **Document.ExtractTags** has been added. The method accepts a regular expression that can be used to find matching text strings in the full-text index of documents. This method is used by the new **Text Tags Search** option in Configurator and the **Text Tags** dialog box in PowerUser.
- A new .NET API method **Environment.AllDocumentTemplates(DocumentTypeIDs)** has been added that returns a tableview collection of the templates for the specified document types.



- Application Integration running in Remote mode now sets the **Client.ImportType** property to **AS_IT_CREATED** when a new document is created. Previously, it set the property to **AS_IT_IMPORTED**. This change makes it easier to determine in script which client application was used to create the document.
- The **DocGenericEvent_BeforeReplaceContent** and **DocGenericEvent_AfterReplaceContent** events now occur in the Meridian Web Client if the option **Enable Web Access client components** is enabled, the document is not found in the local workspace, and the user manually selects a file to upload.
- The **DocGenericEvent_BeforeNewDocument** and **DocGenericEvent_AfterNewDocument** events now occur in the Meridian Web Client the same as in the Power-User.

For more information, see the *BlueCielo Meridian Enterprise VBScript API Reference Guide* or the *BlueCielo Meridian Enterprise .NET API Reference Guide*.

7.1.6 Viewer improvements

The following improvements have been made to the Meridian Enterprise viewer:

- Stability of the AutoVue viewer pane has been improved when Web Access is configured to use a frame for the viewer (**UseFrames=1**) instead of a new window.
- Meridian Enterprise PowerUser now supports IGC Brava Desktop (not included) as an alternative document viewer. For compatibility information, see *Meridian Enterprise Supported Software*.
- User preference settings for AutoVue client/server deployments are now saved properly.
- The AutoVue viewer in a client/server deployment is no longer suspended when focus is shifted to other applications. The document in the viewer remains visible.

7.2 What's New in Meridian Enterprise Server Release 2014 SP1

The new features and improvements of Meridian Enterprise Server include:

- User group memberships may now be exported to a file and imported to make synchronizing the groups between servers more convenient.
- A new **DRAFT PRINT** dialog box is shown during printing, in which separate options can be set for each document in a batch.
- Synchronization job validation can now be scheduled similar to indexing and thumbnail generation.
- BlueCielo license codes and authorization keys for all products can now be entered in the Meridian Enterprise Server Administration Console and they will be registered in the BlueCielo license server to which the Meridian Enterprise Server server is connected.
- The visibility and appearance of the viewer window has been improved under certain conditions when the **Enable preview** option is enabled.
- A new button **Full-text index** has been added to the toolbar in the Meridian Enterprise Server Administration Console on the repository **Metadata** page for convenience of rebuilding the index after changing the **Text Search Indexed** option of properties.
- Two new search commands **References** and **Related object tags** have been added to the **Search** ribbon and to the document shortcut menu. Each allows refining the search scope and the results are shown in a new window.



- The synchronization of documents that have references to deleted documents no longer fails and generates an error. The references are now ignored and synchronization proceeds without generating an error.
- A new setting **StoreFeedbackRedlineOnRendition** has been added to the `WebConfigDto.dat` file. This can be set to True to always store feedback page redlines with the rendition file of the document instead of the original file.
- When the repository shows only renditions, the file size that is shown is now that of the rendition file, not the source document.
- A new option **Enable search on object tag name** has been added to view definitions. If enabled, this adds a **Object Tag Name** field to the default search form and to the advanced search form. Users can type a name (supported by autocomplete) in the field or select one from the list. The search result will show only the documents that are related to the selected tag. This condition can be combined with other search criteria.
- The Chinese (standard Mandarin) language is now supported in the client application and in the Administration Console.
- The **Show renditions only** option has been changed to **Display Content Option** and now offers three options: **Show rendition only**, **Show both - default native**, and **Show both - default rendition**.
- Changes made to the **Web server address** property in Meridian Enterprise Administrator are now updated properly in the **Web Access root** property of the vault registration in Meridian Enterprise Server Administration Console.
- The default path is set properly for the **Stream root** property of remote vault registrations in Meridian Enterprise Server Administration Console.
- An issue with property values not being passed in the URL placeholder of an external page has been fixed.
- BlueCielo Publisher 2012 repository synchronization jobs with over 250 properties are now upgraded correctly.
- A **REFRESH** command has been added to the **Users** and **Groups** pages in Meridian Enterprise Server Administration Console to show new changes made in Meridian Enterprise Administrator when the two systems have been integrated together.
- Background tasks that are terminated unexpectedly are now flagged as aborted after 30 minutes and do not generate error messages in the event log. Previously, the uncompleted tasks were retried and generated error messages in the event log.
- The **Export to Excel** command now provides an **Include URL** option. Users can select the URL type that is included in the output spreadsheet: property page, viewer, source file, or rendition.
- Search filters set in a navigation view are now reset properly when the user switches to a property-based view.
- A new setting **DisableImpersonationForBCM** has been added to the `WebConfigDto.dat` file. This can be set to True to disable impersonation as the end user for security delegation when Meridian Enterprise and Meridian Enterprise Server are installed on different computers. This prevents the Kerberos double hop problem.
- The default size of generated thumbnail images is now 300x200.



- Numerous improvements have been made to the iPad client app:
 - This release of the application is compatible with older repositories and vice versa. User settings are also preserved during upgrades from a previous version.
 - More description error messages are shown when logging on fails.
 - Search results are now sorted alphabetically by the item name.
 - This release is compatible with iOS 7 & 8. iOS 6 is no longer supported.
 - The app ignores detail pages that have the **Enable feedback functionality** option enabled, which are meant for redlining and setting of change management properties in the Meridian client app for Windows.
 - Users can attach new pictures and existing files to the comments for a document or asset if the **Enable feedback comments** option of the view is enabled.

7.3 What's New in Publisher Release 2014 SP1

BlueCielo Publisher 2014 SP1 adds the following new fixes and improvements:

- A new rendering module based on Revit is now available for rendering Revit project and family files to DWF, DWFx, IFC, BMP, JPG, PNG, TGA, and TIFF formats.
- New publishing options for the **MeridianQueue.RegisterDocument** method have been added to support rendering multiple layouts in the same AutoCAD drawing to separate renditions. The **_RenderLayouts_** option can be used to specify which layouts to render. A new VBScript property **Document.LayoutNames** can be used to present the layout names to the user for selection. The **_LayoutFilenameFormat_** option can be used to specify the names of the layout renditions. That option supports pre-defined placeholders for the source file name and the name of each layout. This feature is supported by the AutoCAD, AutoVue, and Acme rendering modules.
- A new rendering module based on the Acme CAD Converter is now available for rendering DWG and DWF files to Adobe PDF format.
- SolidWorks 2015 is supported as a rendering application.
- Communications with the source system now only occur during publishing and not when registering a document for publishing.
- A new setting **Publish action for file extension not assigned in any rendering profile** has been added to the rendering options of a publishing job. This setting has two options: **Publish unrendered** and **Do not publish**.
- The **Use existing renditions** option was not available for publishing jobs that were configured for a Meridian Enterprise vault as the destination.
- Rendition merging options are now available for rendition type publishing jobs (same source and destination vault) . We recommend that the business ramifications of these options be carefully considered before use because they can result in content appearing in the rendition (from related documents) that does not exist in the source document.
- Creating a new rendering profile with the Autodesk Inventor rendering module and the AutoVue Document Converter printer driver could produce the error **System.ArgumentException: The parameter is incorrect** and has been fixed.
- The MicroStation rendering module has been discontinued due to license restrictions. The alternative is to use the new Teigha rendering module.
- The **Use view from rendering profile option of the job** option now works correctly.



- New options **Color**, **Data fields**, and **Text nodes** have been added to the Teigha rendering module to support those MicroStation features. The module also now supports system-defined page sizes. These improvements make the rendering module more similar to the discontinued MicroStation rendering module.
- The positioning of electronic signature information by the **Use exact location** option has been improved.
- The file name of documents in a destination system may now be calculated by a simple expression similar to property mapping expressions. The expression can include AutoCAD layout properties (`__LayoutProperties` property set) and layout names (`__LayoutProperties._NAME`).
- New options **Publish template**, **Input extensions**, **Use for empty extensions**, and **Template PDF file** have been added to the rendering options of publishing jobs. They allow a template file to be published for documents that have no file content to render.
- The BlueCielo Project Portal system link was missing from the Meridian Enterprise 2014 setup package and has been replaced.
- A warning will now be added to the publishing log if rendering revisions of a document fails due to mismatched file formats between the source document and the rendition. Previously, the job would fail and an error would be logged.



8 RELEASE 2014

8.1 What's New in Meridian Enterprise 2014

The following topics describe the new functionality and the changes and improvements to existing functionality in this release.

Related information

Administration improvements.....	79
Application link improvements.....	81
Client improvements.....	81
Configuration improvements.....	82
Customization improvements.....	83
Documentation improvements.....	83
Viewer improvements.....	83

8.1.1 Multithreaded database engines

BlueCielo is pleased to announce that the Meridian Enterprise database engines have been further optimized for improved scalability in enterprise deployments. All three of the database engines: Hypertrieve, SQL Server, and Oracle have been programmed to take advantage of multithreading on computers with multiple 64-bit CPUs and when Meridian Enterprise HyperCache is enabled. The new engines are not available for 32-bit computers or for older versions of Meridian Enterprise.

The names of the new engines are:

- Hypertrieve 5
- MS SQL Server 5
- Oracle 5

The new database engines can be selected when creating new vaults. Existing vaults are not upgraded automatically but can be migrated to the latest engine as described in the *BlueCielo Meridian Enterprise Administrator's Guide*.

Note If you attempt to restore a vault immediately after the EDM Server service is started, an error can occur that says, **Unable to restore backup at '<PathToDataStore.ini>' on computer '<ComputerName>'. An error was reported by the database driver. ; Exclusive access could not be obtained because the database is in use.** This is due to SQL Server waiting for the database connections to expire. To work around this issue, wait at least one minute before attempting to restore the vault. This can occur for vaults that are hosted on SQL Server only. BlueCielo is developing a solution that may be released in a future version or service pack.

8.1.2 Administration improvements

The following improvements have been made to the administration of Meridian Enterprise:



- Microsoft .NET Framework 4.0 Full Profile (the Client Profile is insufficient) is now required.
- New EDM Server options have been added for specifying BlueCielo Meridian Enterprise Server connection parameters. When enabled, Meridian uses the users and groups defined in Meridian Enterprise Server instead of the users and groups defined in Meridian Enterprise Administrator.
- New server registry values **TablesDBSqlCeOptions** and **TablesDBMsJetOptions** have been added. They allow specifying optional parameters to add to the connection string that is used by Meridian Enterprise to connect to the SQL Server Compact Edition or Microsoft Access database where external lookup lists are stored.
- A new EDM Server setting **Use Enterprise server for audit trail** has been added that, when enabled, stores the Meridian Enterprise audit data in the Meridian Enterprise Server audit database along with the Meridian Explorer and BlueCielo Publisher data.
- The default timeout settings for AutoVue Client/Server have been changed to 1440 minutes (24 hours).
- The **UserGroupCacheTimeOut** registry value is now automatically adjusted from 5 to 60 depending on the current **Security role assignments** setting in the vault's properties. If the value is set to other than one of these values, it is not adjusted.
- A new registry value **RunRemoteApp** has been added for use with remote access software. This value enables support for opening documents in the registered Windows application on the remote client PC when the user double-clicks on the document in PowerUser running on a remote host PC.
- New registry values **DocAccessUseTmpFileOnSave** and **DocAccessUseTmpFolder** have been added to improve Citrix support.
- The Meridian Enterprise setup program now includes options to also install Meridian Enterprise Server, Meridian Explorer, and BlueCieloPublisher. Now only one setup program is needed to install any combination of the products. The products should not all be installed on the same computer except for demonstration or development purposes. For detailed installation instructions, continue to refer to each product's *Administrator's Guide*.
- By default, the account that is assigned to the **AutoManager EDM Server** service is now set as the rescue (backdoor) account unless a different account is already set.
- A new page has been added to the Meridian Enterprise setup program that prompts for the name of an account to assign to the installed services and application pools. A checkbox is provided that, when enabled, will also assign the account to the AutoManager EDM Server and BlueCielo License Server services if they are already installed. If installed, the BlueCielo File System (AMFS) service is not affected by the option and should always be run under the Local System account.
- In accordance with our software support policy, Microsoft Windows XP is no longer supported as a platform for server or client computers. If Windows XP support is required by your organization, contact your BlueCielo Account Representative about Extended Lifetime Support.
- Windows Server 2012 R2 is supported.
- The Meridian Enterprise setup program now creates dedicated Internet Information Services application pools for the products that it installs: **BCMeridian** (Web Access), **BCWebService** (AutoVue Client/Server), **BCExtensibility** (audit log viewer and Meridian Web Client asset management), **BCEnterprise** (Meridian Enterprise Server). The application pools are automatically assigned to the applications during installation with a specified user account. The default timeout period of each application pool is set to 1440 minutes (24 hours).



- The Meridian Enterprise setup program now requires that Microsoft SQL Server Compact Edition be installed in order to initialize the external tables and user accounts databases. If Microsoft Access will be used instead, the appropriate registry settings must be configured in advance of running the setup.
- A new server registry value **QuickFindScope** has been added to control which indexes are searched by the **Quick Search** box in the toolbar in the Meridian Web Client: all text properties (default), all text properties and the full-text index, or the **Name** property only.
- Meridian Enterprise Configurator now supports the Microsoft Access 2013 Runtime (Microsoft.ACE.OLEDB.15.0) for table maintenance.
- All language locales that are supported by Windows Search are now supported by Meridian Enterprise except Chinese.

For more information, see *BlueCielo Meridian Enterprise Administrator's Guide*.

8.1.3 Application link improvements

The following application link improvements have been made:

- AutoCAD 2015 is supported.
- AutoCAD versions prior to 2010 are no longer supported.
- AutoCAD P&ID 2015 is supported
- AutoCAD Plant 3D 2015 is supported
- The AutoCAD link now uses Autodesk RealDWG 2015, including the Heartbleed fix.
- Autodesk Inventor 2015 is supported
- Autodesk Revit 2015 is supported
- The Office link now supports synchronizing document properties from the PowerUser to the Office 2007, 2010, 2013 applications except for PowerPoint.
- The AutoCAD P&ID link can now be configured to search for specified project files and link them to the main project file so that they are copied to the local or shared workspace.

For more information, see *BlueCielo Meridian Enterprise Administrator's Guide* and *BlueCielo Meridian Enterprise Configuration Guide*.

8.1.4 Client improvements

The following improvements have been made to the Meridian Enterprise client applications:

- Support for SolidWorks 2014 SP 1 to 2 has been added.
- When making a project copy, the folder hierarchy is now displayed in the **Select Project** dialog box and the **ProjectWorkflowEvent_PrepareBrowser** event occurs.
- Hyperlinks between Office documents are now maintained when the documents reside in a Local Workspace.
- The **Send to Email Recipient** command in PowerUser now creates a shortcut in the message if Microsoft Outlook is installed on the PC. The recipient can click the link to open the document in PowerUser. If Meridian Enterprise 64-bit is installed on the recipient's PC, the document will be opened in the 32-bit PowerUser so that the document can be viewed with AutoVue.
- Renditions may now be uploaded with the Meridian Web Client.



- New buttons **Export**, **Import**, and **Clear** have been added to the **Assign Roles** dialog box in PowerUser. They can be used to manage the security role assignments of the selected folder and its sub-folders as a batch.
- A new command **Show master and project copies** has been added to the Meridian Enterprise Web Client. It can be used to show the documents and tags that are related by the Managed Change and Meridian Advanced Project Workflow module references.
- The **References** dialog box in the Meridian Web Client now shows a status icon and the revision number next to each document.
- Hotspot changes that are made to a project copy now overwrite the hotspots of the master document when the document is released as the latest revision.

For more information, see *BlueCielo Meridian Enterprise User's Guide*.

8.1.5 Configuration improvements

The following improvements have been made to the configuration of Meridian Enterprise:

- The SolidWorks link now synchronizes Meridian Enterprise properties with the evaluated values of SolidWorks properties, not the static value or text expression.
- The Meridian Advanced Project Workflow Module has new options **Show system properties** that can be enabled when configuring property assignments for workflow states, transitions, and interlocks. The setting is stored in a new registry value **InternalPropertiesAssign** in the following key:


```
HKEY_CURRENT_USER\Software\Cyco\AutoManager
Meridian\CurrentVersion\AMFind\Settings
```
- The **Message text** box of email notification definitions now accepts the Enter key to create a new line of text.
- The asterisk character may now be used as a wildcard character for specifying asset names in the AutoCAD P&ID link configuration for use with the Meridian Asset Management Module.
- Configuration branch security may now be applied to the Field-Path definition and script editing options in Meridian Enterprise Configurator.
- Custom folder properties may now be included in the visibility filter of a workflow transition.
- A new document privilege named **Unlock from Project** has been added.
- A new option **Exclude hard-to-read characters** has been added to document type definitions. It can be enabled to skip the revision letters I (as in India) and O (as in Oscar) so that they are not mistaken for 1 (one) and 0 (zero) respectively.
- The **Visibility** tab no longer appears for custom property pages that are assigned to custom commands because their visibility can be controlled with the **<CommandName>_State** event procedures.
- The revision number of a master document is now always updated from a project copy regardless of whether the Meridian Advanced Project Workflow Module is enabled and regardless of any other settings.



- A new application link setting **CheckBlankPropertiesAssigned** has been added to control the synchronization of empty properties. This setting overrides the client registry values of the same name and controls the behavior for all application links.

For more information about these improvements, see the *BlueCielo Meridian Enterprise Configuration Guide*.

8.1.6 Customization improvements

The following improvements have been made to the Meridian Enterprise customization (VBScript) features:

- The VBScript property **Folder.Roles.InheritedFromParent** is now set to False by the **AddAssignment**, **Clear**, and **DeleteAssignment** methods.
- A new property **Folder.AutoDocumentType** has been added. The new property can be used to set the name of the document type that is applied to automatically created documents by shared workspaces.
- A new confirmation constant **AS_CONFIRM_CLEANREDLINESONREPLACECONTENT** has been added that can be set to False to prevent redlines from being deleted when document content is replaced.
- The stability of the database connections accessed by the VBScript method **ExecSQL** has been improved.
- A new page named **Settings** has been added to the **Vault Settings** group in the **Environment** branch in Meridian Enterprise Configurator. You can define groups of settings on this page that are used by your vault customization. The settings can be read with the new VBScript **Vault.Option** property as described in the *BlueCielo Meridian Enterprise VBScript API Reference*.
- The **BRCEvent_AfterInclude** event now occurs correctly for hybrid drawings.

For more information, see the *BlueCielo Meridian Enterprise VBScript API Reference Guide* or the *BlueCielo Meridian Enterprise .NET API Reference Guide*.

8.1.7 Documentation improvements

Besides being updated with the new features and bug fixes in Meridian Enterprise and overall documentation quality, the following improvements have been made to the Meridian Enterprise documentation in this release:

- A new appendix has been added to the *BlueCielo Meridian Enterprise Administrator's Guide* that lists the warning and error IDs that can appear in the Windows event log.

8.1.8 Viewer improvements

The following improvements have been made to the Meridian Enterprise viewer:

- Oracle AutoVue Desktop Deployment 20.2.2 and Oracle AutoVue Client/Server Deployment 20.2.2 are the only viewers included in this release. The viewers are based on Java. AutoVue 2D Professional and AutoVue 3D Professional Advanced (based on Windows) have been discontinued by Oracle, Inc.
- Manual hotspot creation and editing are now supported in AutoVue Client/Server.



8.2 What's New in Meridian Enterprise Server Release 2014

The new features and improvements of Meridian Enterprise Server include:

- Users may now collaborate on individual documents and tags using text comments. Comments may have files attached to them and redlines saved within the context of the comment only. All comment activity is included in the audit log of the repository. Use of the `is` feature requires installation of a BC Meridian Enterprise Server (M--EPS) license.
- For SQL Server repositories only, exporting properties in the **Retention** property set for tags to Excel could fail with the error **Incorrect syntax near the keyword 'AS'** and has been fixed.
- It is now possible to upload files to the Meridian Enterprise source vault of a repository. An **Upload** command can be shown on the **Related Documents** page in Meridian Explorer. This feature is intended for use when the system is integrated with a maintenance management system. A new URL parameter, `web.config` setting, and VBScript event procedures are provided to enable and customize the new functionality. For more information, see the *BlueCielo Meridian Asset Management Module Administrator's Guide* and the *BlueCielo Meridian Asset Management Module User's Guide*.
- The HTTPS protocol is now supported.
- If the **Enable preview** option is enabled for a view, the viewer can show the message **No document selected** after switching between the preview tabs. A **Reload** icon is now also shown that the user can click to reload the viewer and see the document.
- New VBScript functions **AIMS_Properties**, **AIMS_Commands**, and **AIMS_UpdateChangeManagement** have been added that allow for customization of the behavior of detail pages for which the **Enable feedback functionality** has been enabled. For more information, see the *BlueCielo Meridian Asset Management Module Administrator's Guide*.
- New permissions **Share Collections**, **Edit Comments of Others**, **Delete Comments**, and **Close Comments** have been added to permission levels.
- Configuring the **Is Part** option of a reference type has been improved.
- A new option **PDF viewer** has been added to the user preferences. It can be used to toggle between the BlueCielo viewer and Adobe Reader as the default viewer for Adobe PDF documents.
- New parameters **GLOBALID** and **COMMENTS** are supported by the Meridian Explorer URL. They can be used to configure a custom external property page in Meridian Enterprise PowerUser to show the Meridian Explorer comments for a document.
- Private collections may now be shared as public collections.
- A graphical dashboard may now be viewed from the home page. The dashboard shows widgets that present data that is collected at the finish of a scheduled publishing job.
- New VBScript events **AIMS_AddComment**, **AIMS_UpdateComment**, **AIMS_DeleteComment**, and **AIMS_CloseComment** have been added that allow for customization in Meridian Enterprise after comments have been modified in a Meridian Explorer discussion on a document. The events can be disabled by a new application option **Disable feedback comment events**. For more information, see the *BlueCielo Meridian Asset Management Module Administrator's Guide*.
- A new application option **Connect using app pool identity** has been added. When enabled, the identity of the application pool under which Meridian Explorer runs is used to communicate with



Meridian Enterprise for features like discussion comments and retrieving watermark property values. By default, the account of the current user is used.

- New options for specifying an AutoVue 3D Client/Server installation have been added to the viewer options of a repository. An option has also been added to specify the name of a user group that is allowed access to the server. These options require an AutoVue 3D Client/Server installation that is in addition to any existing AutoVue 2D Client/Server installation. This also requires that sufficient **M--AV3** licenses be installed in the license server.
- Repository configurations may now be exported and imported similar to views, which are still exported and imported separately.
- Hyperlinks to other websites can be added to the Meridian Explorer client home page and to the Meridian Enterprise Server Administration Console page.
- New settings **ServerDateFormat** and **ServerTimeFormat** have been added to the language resource files. These settings can be used to specify how dates and times are shown in the results list and on property pages.
- Item filters and URL templates that are upgraded from a release 2012 repository are no longer surrounded in quotation marks, which return no results.
- The values that are passed with the DOCFILTER and TAGFILTER parameters in a filter URL are now also applied to the navigation view, property-based navigation, and advanced search drop-down lists.
- The search box on the **Group Mappings** page now works correctly.
- Property values that contain special characters (for example, > < & " ') are now shown correctly.
- When used with SQL Server and the FILESTREAM option was enabled, the file sizes of the copies of the documents in the repository could be incorrect, which could cause the viewer or the native application to fail to load the documents.
- The **Enable preview** option for views now works correctly.
- Internet Explorer is no longer a requirement to install Meridian Enterprise Server unless the server will also be a web server.
- Meridian Enterprise Server is now included in the Meridian Enterprise setup program. Now only one setup program is needed to install any combination of Meridian Enterprise, Meridian Explorer, or BlueCielo Publisher. The products should not all be installed on the same computer except for demonstration or development purposes. For detailed installation instructions, continue to refer to each product's *Administrator's Guide*. Due to the change, existing installations of Meridian Explorer and BlueCielo Publisher must be uninstalled before installing this release.

Build 3.1.44

- The **Compare** command no longer appears on the shortcut menu in views where it cannot be used.
- The `BCSyncUtil.exe` background process now terminates after a configurable timeout period.
- Multiple issues with thumbnail images failing to be generated have been fixed.
- When the **Update display names** option is set in an Explorer synchronization job, the job could fail. This has been fixed.
- iPad users can now open views and their collections.
- The default page size has been increased from 10 to 50 items.
- Viewer settings on the **Document** property page were not saved correctly.



- The sizes of downloaded files was not correct and could cause the viewer to fail for some file types.
- The layout of the viewer on the property page was not correct if the user selected to have the detail view on the right of the screen.
- Loading of publishing jobs has been optimized.
- The Data Library synchronization job failed to set values for custom properties.
- Explorer synchronization jobs could fail with a timeout.
- Configuration and repository database file paths are now applied correctly for the different file groups in the database wizard.
- It is no longer necessary to set the **Enable redline editing** option of a view to use redlining in a feedback page. The feature is controlled by the **Enable feedback functionality** option on the page.
- Permission denied messages are no longer added to the event log when a user views the **Document** property page and does not have the **List Project** permission.
- Thumbnail generation performance has been improved.
- Tasks are now scheduled correctly when the date format of the language file (.xlsx) does not match the locale setting on the server.
- Meridian Enterprise Server now supports license reservations from Meridian Project Portal.

Build 3.1.40 patch

- It is now possible to type part of a keyword into search fields to filter the list of values.
- Disabling a navigation view did not work correctly.
- Generating hyperlinks to projects showed a random document name or failed if a document filter was active.
- The number of items shown per page was not the same as the configuration setting.
- Changing the display name of system properties did not work correctly.
- A Java error **Missing Application-Name manifest attribute** could occur when attempting to view documents with AutoVue and Java 7 Update 51 installed.
- An error (**NULLREFERENCEEXCEPTION**) **Object reference not set to an instance of an object** could occur when trying to hyperlink to a project when an object filter was active.
- A user's saved searches and favorites are now stored with their other personal settings and can be cleared.

8.3 What's New in Publisher Release 2014

BlueCielo Publisher 2014 adds the following new fixes and improvements:

- If multiple attempts were made to publish a document, the data that is shown for the publishing job in the **PROCESS LOGS** list is now grouped by each attempt. The data for each attempt is collapsible and expandable and the last attempt is expanded by default. Any error messages appear in red text.
- A new option **Batch size** has been added to publishing jobs. It specifies the maximum number of documents to publish per run of the job. The default is 0 (unlimited), which is the maximum of



10000. When a publishing job includes more documents than the batch size, the current job run will be truncated to one batch of this size and the remaining documents will be published in separate batches by each scheduled run of the job until the entire job is complete.

- The user interface of the rendering modules has been made more consistent with the rest of Publisher.
- The name of a cluster node may now be specified during publishing job creation.
- Rendering AutoCAD drawings using a layout name that contains German characters no longer fails.
- The email notification options for submitted documents has been improved. There are now two options, **Notify submitter when publishing a document succeeded** and **Notify submitter when publishing a document failed**. The messages for failed publishing jobs now contain details about each item in the job.
- New rendering options have been added to publishing jobs that allow a pre-existing Adobe PDF rendition template file to be published for documents with specified file extensions or that have no file extension.
- Installing Publisher 2013 side-by-side with Publisher 2012 would generate **Error 1923: Service BlueCielo Meridian Project Portal Publishing Service (MeridianProjectPortalService) could not be installed.**
- MS Excel now longer needs to be installed on the server to configure a publishing job with an Excel spreadsheet as the metadata source.
- The MicroStation rendering module has been supplemented by the Teigha® library from the Open Design Alliance. Some of the MicroStation rendering module options are not supported and some different options are available. We recommend that you review the settings and output of this module after upgrading to this rendering module.
- Windows 8.1 is supported for master or cluster nodes.
- A confirmation dialog box is now shown when you are about to delete a rendering profile that is used by a publishing job or a publishing job that has pending documents.
- The usability of uploading resource files has been improved.
- Print stamp settings are now shown correctly.
- Invalid TIFF image dimensions are no longer saved by the AutoVue rendering module,

Build 3.1.44

- Entering an invalid publishing job name now shows a more descriptive error message.
- The option **Include redlines** now appears correctly for publishing jobs that specify the AutoVue rendering module and redlines are rendered.
- Rendering many Inventor documents could fail with an **Unspecified error** message because a document did not open correctly in Inventor. A new setting, **InventorRenderSessionMaxDocuments** has been added to the `PublishingCapability.dat` file. The setting can be adjusted to limit the number of Inventor files that are rendered in a single Inventor session.



9 KNOWN PROBLEMS

9.1 Application Links

9.1.1 Error: Inventor needs to be installed for the import to work

Autodesk Inventor Apprentice is a software component that is provided by Autodesk for third-party developers. It allows them to create applications that work with Inventor files. Due to a limitation in Apprentice, some versions of Autodesk Inventor cannot be detected by the Meridian Assembly Import Wizard and the error **Inventor needs to be installed for the import to work** is shown. This error is resolved in Autodesk Inventor 2017.

0.0.1 Application links in mixed mode

The 64-bit editions of the Windows desktop client applications are supported on all 64-bit editions of the Microsoft desktop operating systems that are listed in the *Supported Software* document for this version of Meridian Enterprise.

The 32-bit editions may work on 64-bit operating systems and will run as 32-bit processes but some components such as application links that synchronize properties to a file may not work or will cause errors.

9.1.2 AutoCAD P&ID limitations

Following are known problems related to AutoCAD P&ID:

- Opening or saving files to an Meridian Enterprise vault with AMFS enabled can generate the error "Drawing file is write protected" if the Meridian Enterprise client, EDM Server, and AMFS service are all on the same computer. The error does not occur when Local Workspace is enabled.
- The AutoManager File System (AMFS) does not work (vault drive mappings are inaccessible and folder contents invisible) after saving a drawing from AutoCAD P&ID, while AutoCAD P&ID is still open, and if the Meridian Enterprise client and server are running on the same computer.
- An unhandled exception can occur after viewing a project's properties from an Meridian Enterprise vault with AMFS enabled. Restart AutoCAD P&ID to reopen the project.

9.1.3 Meridian Enterprise Replace in Inventor

In Inventor there are two commands available in the context menu of a part or sub-assembly: Meridian Enterprise Drive, and Meridian Enterprise Replace. Normally the Meridian Enterprise Replace command is disabled. It will only be enabled if there is a replacement for the selected document, and that replacement was not loaded when the assembly was opened.

9.1.4 Synchronizing Sheet Set Properties and References

When synchronizing properties or references of an AutoCAD sheet set file (.dst), the error **One or more libraries that are needed to access document data are not found** can occur if the viewer pane



is active in the PowerUser. This can happen if in the viewer options for the AutoCAD viewer the **Use ObjectDBX** option is enabled. As a workaround, clear the **Use ObjectDBX** option.

9.1.5 Viewing AutoCAD drawings in Application Integration

When opened from within AutoCAD, the Application Integration dialog may hang when trying to view an AutoCAD drawing. There is no known work around.

9.1.6 Autodesk Inventor remains in memory after titleblock update

When the registry value **RedrawTitleBlockOnUpdate** is enabled to force Autodesk Inventor to redraw the titleblock of an IDW after a property update, Autodesk Inventor can remain in memory after the update has completed.

There are two known workarounds:

- Start Autodesk Inventor before performing the property update.
- Set the **TerminateInventor11** value to **1** in the following registry key to automatically terminate Autodesk Inventor after the update has completed:

```
HKEY_LOCAL_MACHINE\SOFTWARE\Cyco\AutoManager  
Meridian\CurrentVersion\InventorLink
```

9.1.7 File error when synchronizing Inventor references

When using the **Synchronize References From File** command in PowerUser, a **Specified file cannot be opened** message can appear. This can happen if Inventor View is used for viewing the files and the reason is a conflict between two Inventor components. The solution is to retry the operation, if necessary with the viewer pane in the PowerUser disabled.

9.2 Client Functionality

9.2.1 Content indexer error

This error can occur in PowerUser from the results of a search for document or memo content. If you try to open a different vault that does not have the **Enable context indexing for documents and memos** option enabled, PowerUser tries to run the same full-text search in the vault that you are trying to open and the search fails because there is no full-text index for that vault. To open the other vault without error, first either change the search criteria to exclude document or memo content or open a navigation view.

9.2.2 Jagged icons

Some icons may appear jagged or missing when the Windows text size is configured to more than 100% of normal.



9.2.3 Opening the shortcut menu on a folder

When the focus in PowerUser is set to a folder or document and you directly right-click (open the shortcut menu) on a folder, there may be a slight delay before the menu is shown completely. This is due to the evaluation of access rights for the current user.

9.2.4 Opening MS Office 2007 templates on Vista

The error **Access is denied** can occur when opening MS Office 2007 templates (*.xlt, *.xltx, *.dot, *.dotx) from PowerUser when User Account Control (UAC) is enabled. The error occurs when opening the files by double-clicking or with the **Open in Application** toolbutton, but not with the document shortcut menu.

9.2.5 Building reports with MS Word templates on Vista

The error **Access is denied** can occur when building reports that use MS Word 2007 templates (*.dotx) from within PowerUser when User Account Control (UAC) is enabled. The error does not occur with templates saved with the extension .dot.

9.2.6 Opening HTML files on Vista

The error **Access is denied** can occur when opening HTML files (*.htm) from PowerUser when User Account Control (UAC) is enabled and Internet Explorer is the default browser. The error occurs when opening the files by double-clicking or with the **Open in Application** toolbutton, but not with the document shortcut menu.

9.2.7 Unsupported features of 64-bit clients

The unsupported features of the 64-bit Windows clients (PowerUser and Application Integration) in this release are:

- Visual Basic client extensions
- Visual Basic support DLLs called from VBScript
- Property pages displayed by the AMMEDIT command in AutoCAD 64-bit versions
- Scanner support

9.2.8 Semicolon in folder names

The viewer is unable to find external references of documents that reside in a folder that contains a semicolon (;) in the folder name.

9.2.9 Opening AutoCAD assemblies after import

After importing an AutoCAD assembly in Meridian Enterprise, opening the assembly for the first time in AutoCAD, AutoCAD Mechanical, or Mechanical Desktop may not resolve the external references correctly. To prevent this, manually launch AutoCAD before opening the assembly. After saving the assembly, subsequent opening of the assembly will work as expected.



The reason is that in this situation the Meridian Enterprise AutoCAD link is not yet loaded by AutoCAD when the drawing is being opened. Once the assembly is saved by AutoCAD while the Meridian Enterprise Link is loaded, information is written in the drawing which instructs AutoCAD to load the Meridian Enterprise Link as soon as it opens the drawing.

9.3 Customization

9.3.1 Recompiled extensions are not backward compatible

A Visual Basic user interface extension compiled with Meridian 2009 components cannot be registered in vaults running earlier versions of Meridian software. If necessary, recompile the extension using the same Meridian version as the destination vault.

For more information, see [Customization improvements](#).

9.3.2 Empty drop-down lists for properties in the Field-Path definition

Drop-down lists for properties that appear on property pages or wizard pages can be unexpectedly empty if all of the following conditions apply:

- The property is specified as a level of the vault's Field-Path definition.
- The property is bound to another property in a different property set (not Custom), such as defined in a user interface extension.
- The **List of existing values for this property** option is enabled on the **Validation** page of the property definition in Configurator.

Possible workarounds include:

- Using properties that are only defined in the Custom property set.
- Validating input using a lookup list of acceptable values instead.

9.4 Server Functionality

9.4.1 Site cache preload fails

Editing a repository's settings from the site cache server configuration web page while a preload operation is in progress can cause documents to fail to load into the site cache.

The error **Preload Error: Exception of type 'BlueCieloECM.SiteCache.Api.Controllers.Support.BCHttpResponseException' was thrown** will appear in the **Applications and Services Logs\BlueCieloECM\Meridian\SiteCacheService\Operational** folder in the Windows Event Viewer.

To prevent this problem, do not edit the repository settings with the site cache server configuration page while a preload is in progress. Wait until the preload has finished or use the **Repositories** page in Meridian Enterprise Server Administration Console instead.



9.4.2 Error: Failed to add license. The data is invalid

This error message can occur in Meridian Enterprise Server Administration Console when registering named licenses to replace concurrent licenses or vice versa without first removing the license file `AM-Meridian.lic`. This method is not supported.

The workaround is to remove the license file `AM-Meridian.lic` and register the new licenses together with all of the other licenses. This method is supported.

We expect to resolve this error message in a future release.

9.4.3 Error: TypeLoadException: Could not load type 'System.ServiceModel.Activation.HttpModule'

This error can occur when opening the Meridian Explorer website in a browser after you install .NET Framework 3.5 with Activation features on the web server. The error and the solution are described in [Solve IIS 8 Error: Could not load type 'System.ServiceModel.Activation.HttpModule'](#).

9.4.4 AutoCAD rendering module error: Failed to get capabilities

If AutoCAD Electrical or AutoCAD Civil 3D is installed on a Publisher cluster node to use with the AutoCAD rendering module, the error **Failed to get capabilities for the "AutoCad (...)" rendering module: System.InvalidOperationException: AutoCAD start timeout** can occur. This occurs during scanning of the node for rendering applications or during rendering if the Meridian Enterprise Server is not run as a logged on user. The problem in this configuration is that one or more of the AutoCAD ARX modules that are required for the industry features fails to load.

There are two known workarounds for this problem:

1. Set an AutoCAD user profile as the default that does not load the AutoCAD ARX modules (for example, the profile named **Vanilla**).
2. Configure Meridian Enterprise Server to run as a logged on user as described in "Configuring Enterprise Server to not run as a service" in the *BlueCielo Meridian Enterprise Server Administrator's Guide*.

9.4.4.1 Signature page not added to rendition

9.4.5 Background

A publishing job can specify that a signature page be added after a rendition is created. The signature page options allow the source rendition page size and orientation to be specified to which the signature pages should be added. The signature page template options allow the page size and orientation of the generated signature pages to be specified also.

9.4.6 Description

If the signature page size and orientation do not match the rendition page size and orientation, the signature page may not be added as expected and no error will appear in the publishing log.



9.4.7 Performance counter problems with data collectors

In the Windows Performance Monitor, adding the **AutoManager EDM Server** or **AutoManager Licenses** performance counters with a user-defined data collector set causes problems with viewing data collector sets and scheduling performance monitor logs. Adding the counters individually does not cause problems.

9.4.8 Outlook searches fail

After Meridian Enterprise server components are installed, searches in Microsoft Outlook on that computer can fail with the error **Outlook cannot perform your search** or no response at all. Only the local computer is affected, not Meridian Enterprise client PCs. This is because Meridian Enterprise installs a 64-bit word breaker that is incompatible with Outlook, which is a 32-bit application. To work around this problem, perform the same search from another computer.

9.4.9 Windows Search with large files

There is a known limitation in Windows Search that is supplied with Windows Server 2008. Depending on the density of the text, large text documents (for example a 200+ page Adobe PDF file) may not be completely indexed for full-text searches. The indexing is truncated when the maximum word count per document is reached. Smaller documents are indexed completely.

If your vault will contain such documents and full-text search is an important feature for you, we have two recommendations:

- Install Meridian Enterprise on Windows Server 2012 or later. The maximum word count per document is a lot higher on that platform.
- Use a different word breaker that increases the size of the documents that can be indexed completely. For more information about word breakers, see [Configure and Manage Word Breakers and Stemmers for Search](#).

9.4.10 Meridian Administrator empty and unresponsive

By default, Meridian Enterprise Administrator relies on SQL Server Compact Edition being installed on 64-bit computers to store the user accounts database. If it is not installed or the **ConnectionString** registry setting is not set correctly, the Meridian Administrator window will be empty and unresponsive when it is launched. To resolve this, either install SQL Server Compact Edition or set the **ConnectionString** registry setting. For more information about installing SQL Server Compact Edition or the **ConnectionString** registry setting, see *BlueCielo Meridian Enterprise Administrator's Guide*.

9.4.11 Vault incompatibility between Windows operating system versions

Vaults created by older versions of Meridian (up to version 2008a) are not compatible with upgrades of the Windows operating system running on the Meridian server. This issue affects server operating system upgrades as well as vaults moved or restored to a new server with a different operating system version. The reverse is also true; vaults are not compatible with downgrades of the Windows operating system running on the Meridian server. The reason is Windows API sorting functions that support National Language Support (NLS) change between each Windows version (including Windows XP, Windows Server 2000,



Windows Server 2003, Windows Server 2008, Windows Vista, and Windows 7 at a minimum). Technical information about this issue can be found in this MSDN article: <http://msdn.microsoft.com/en-us/library/dd464640%28VS.85%29.aspx>.

Vaults created by newer versions of Meridian (version 2008a SP1 and later) are also affected by this issue but the operating system version and NLS version information are stored in the vault and a check of this information is performed in the software that will prevent the vault from opening on a different operating system unless the vault is properly upgraded as described below. A vault restored from a backup that was created on one Windows version to a server running a different Windows version will be invisible and an error added to the Application event log.

Warning The only way to safely transfer an existing vault from a computer running one Windows version to another version is to import the vault from the computer running the first operating system into a new vault on a computer running the second operating system. After import, no further action is necessary. For information on "Access denied" errors that can occur when importing vaults between servers running different versions of Windows, see <http://www.cyco.com/extranet/Meridianknowledgebase.nsf/DBUI/NT0000A8CE>. For information on the vault corruption that can occur if a vault is not upgraded properly, see <http://www.bluecieloecm.com/extranet/Meridianknowledgebase.nsf/DBUI/NT0000A91E>

Note Windows Vista and Windows 7 are not supported by BlueCielo as a production quality server platforms and should be used for evaluation and demonstration purposes only.

The following table lists the most common scenarios involving Windows Vista and Windows Server 2008 where compatibility problems can occur and the corresponding solutions.

Scenario	InnoCielo Version	Solution
Upgrade server operating system	Any	Import existing vaults into new vaults.
Upgrade InnoCielo	To 2008a SP1 or later	Existing vaults must be modified with a tool available from BlueCielo in the Meridian knowledge base article " Vault incompatibility between Windows operating system versions. "
Upgrade server operating system and Meridian at the same time	To 2008a SP1 or later	Import existing vaults into new vaults.
Create a new vault	On 2008a SP1 or	None required, but vaults will not be downward compatible to previous Windows versions. Downgrade the vaults by importing



Scenario	InnoCielo Version	Solution
	later	existing vaults into new vaults after installing the software downgrade.

Warning When importing vaults in these scenarios, the source vault must be hosted on the Windows version under which it was created and the target vault must be hosted on the target Windows version. Therefore, it is not possible to upgrade a server operating system in-place (on the same computer) and two computers must be used.

9.4.12 Content indexing vaults with non-Western character names

Creating a content indexing catalog for a vault with a name containing non-western characters, for example Russian, causes the Indexing Service to stop responding with 100% CPU usage. The only known work-around at this time is to use only western characters for the vault name.

9.4.13 Revision number cut off

When using a VBScript expression to calculate the revision numbers on a transition in a workflow definition, the revision number can be lost on the next revision of the document. This can happen when the revision number contains the same separator character as the version numbering scheme of the document type. To work around this problem, make sure that the separator character in the expression is different from the separator used in the document type's version numbering scheme.

9.4.14 Some privileges do not work in workflow definition states

The following privileges do not work when a document is in a workflow definition state:

- Document
 - Attach Hybrid Parts
 - Draft Print
 - Add to briefcase
- Workflow
 - Change Manager

9.5 Setup

9.5.1 Windows restart required after server installation changes

Windows might show the error **Please wait while the current program is finished uninstalling or being changed** after you change an installation of Meridian Enterprise on a server with the **Repair** or **Change** commands in the **Programs and Features** applet in Windows Control Panel. This is because the Meridian installation package starts the 32-bit version of Meridian Application Integration (`AMHookTrayU.exe`) and 64-bit (`AMHookTray.exe`) after installation has completed and Windows Control Panel is waiting for them to terminate, which they are not designed to do.



This only occurs:

- With versions prior to 2016
- If the Meridian installation package is started from Windows Control Panel, not from Windows Explorer.
- If the Meridian Application Integration processes were started by a previous running of the installation package from Windows Control Panel and not during Windows startup. That is, you are running the installation package multiple times in the same Windows session.

This does not occur in recent versions of Meridian installed on client PCs.

You can avoid restarting Windows by manually stopping the Meridian Application Integration processes:

- Right-click the Meridian Application Integration icons in the system tray and then click **Close** in the shortcut menu that appears. If the error persists, open Windows Task Manager and look for other Meridian processes that may have been started by the installation package and stop them also.

9.5.2 AMFS not certified by Microsoft

As one requirement for its Microsoft Gold Partner certification, BlueCielo ECM Solutions submits each release of Meridian Enterprise for rigorous testing by an independent third party to ensure that it conforms to industry-standard best practices. One of the requirements for that testing is that hardware device drivers must be tested by the Microsoft Windows Hardware Quality Labs or be documented as untested. The BlueCielo File System Server (AMFS) service is one such device driver.

The AMFS service is thoroughly tested by BlueCielo ECM Solutions prior to each release and it has been proven in production usage by thousands of customers for many years. However, as of this release, the AMFS service has not yet been submitted for testing by the Microsoft Windows Hardware Quality Labs and is therefore not certified by Microsoft.

9.5.3 File information missing

Following is a list of executable files that are included with Meridian Enterprise for which the software manufacturer did not provide **Publisher**, **Product**, or **Version** file property values. All Meridian Enterprise executable files developed by BlueCielo ECM Solutions contain this information. The file paths may differ depending on the location of these files on your computer.



Autodesk

C:\Program Files (x86)\Common Files\Autodesk Shared\acgixclipper16.dll
C:\Program Files (x86)\Common Files\Autodesk Shared\acgixhiddenline16.dll
C:\Program Files (x86)\Common Files\Autodesk
Shared\acgixviewdefinition16.dll
C:\Program Files (x86)\Common Files\Autodesk Shared\acgixwhipview16.dll
C:\Program Files (x86)\Common Files\Autodesk Shared\axdb16.dll
C:\Program Files (x86)\Common Files\Autodesk Shared\dboleut116.dll
C:\Program Files (x86)\Common Files\Cyco Shared\RealDWG\AdImaging.dll
C:\Program Files (x86)\Common Files\Cyco Shared\RealDWG\AdImagingRes.dll
C:\Program Files (x86)\Common Files\Cyco Shared\RealDWG\dboleut118.dll

Contex

C:\Program Files (x86)\Common Files\Cyco Shared\CTX_AS32.DLL
C:\Program Files (x86)\Common Files\Cyco Shared\HLSI.DLL

Oracle

C:\Program Files (x86)\Common Files\Cyco Shared\AutoVue\libpng.dll
C:\Program Files (x86)\Common Files\Cyco Shared\AutoVue\UninstAv.dll

Microsoft

C:\Windows\REGTLIB.EXE

9.5.4 Unsigned executables

Following is a list of executable files that are included with Meridian Enterprise that are either unsigned by the software manufacturer or the files have been signed with a test certificate. All Meridian Enterprise executable files developed by BlueCielo ECM Solutions have been signed by BlueCielo ECM Solutions. The file paths may differ depending on the location of these files on your computer.

AccuSoft

C:\Program Files (x86)\Common Files\Cyco Shared\GEAR32SD.DLL

Autodesk



C:\Program Files (x86)\Common Files\Autodesk Shared\acgiclipengine16.dll
C:\Program Files (x86)\Common Files\Autodesk Shared\acgix16.dll
C:\Program Files (x86)\Common Files\Autodesk Shared\acgixclipper16.dll
C:\Program Files (x86)\Common Files\Autodesk Shared\acgixhiddenline16.dll
C:\Program Files (x86)\Common Files\Autodesk
Shared\acgixviewdefinition16.dll
C:\Program Files (x86)\Common Files\Autodesk Shared\acgixwhipview16.dll
C:\Program Files (x86)\Common Files\Autodesk Shared\axdb16.dll
C:\Program Files (x86)\Common Files\Autodesk Shared\dboleutl16.dll
C:\Program Files (x86)\Common Files\Cyco Shared\RealDWG\AdImaging.dll
C:\Program Files (x86)\Common Files\Cyco Shared\RealDWG\AdImagingRes.dll
C:\Program Files (x86)\Common Files\Cyco
Shared\RealDWG\AmberCore.Igmap.Common.dll
C:\Program Files (x86)\Common Files\Cyco
Shared\RealDWG\AmberCore.Igmap.Common.Localization.dll
C:\Program Files (x86)\Common Files\Cyco
Shared\RealDWG\AmberCore.Igmap.Common.Platform.dll
C:\Program Files (x86)\Common Files\Cyco
Shared\RealDWG\AmberCore.Igmap.Common.SolverAPI.dll
C:\Program Files (x86)\Common Files\Cyco
Shared\RealDWG\AmberCore.Igmap.Common.XmlBasedParser.dll
C:\Program Files (x86)\Common Files\Cyco
Shared\RealDWG\AmberCore.Igmap.Core.Compressors.CompressorTest.dll
C:\Program Files (x86)\Common Files\Cyco
Shared\RealDWG\AmberCore.Igmap.Core.Compressors.TileCompressor3D.dll
C:\Program Files (x86)\Common Files\Cyco
Shared\RealDWG\AmberCore.Igmap.Core.Compressors.Wavelet.dll
C:\Program Files (x86)\Common Files\Cyco
Shared\RealDWG\AmberCore.Igmap.Core.GISCore.dll
C:\Program Files (x86)\Common Files\Cyco
Shared\RealDWG\AmberCore.Igmap.Core.Sde.dll
C:\Program Files (x86)\Common Files\Cyco
Shared\RealDWG\AmberCore.Igmap.Core.SdeBridge.dll
C:\Program Files (x86)\Common Files\Cyco
Shared\RealDWG\AmberCore.Igmap.Core.SpatialAPI.dll
C:\Program Files (x86)\Common Files\Cyco
Shared\RealDWG\AmberCore.IgmapPlus.PlugIns.ImportExport.ExportAsciiDelimite
dCore.dll
C:\Program Files (x86)\Common Files\Cyco
Shared\RealDWG\AmberCore.IgmapPlus.PlugIns.ImportExport.ExportESRIAscii.dll
C:\Program Files (x86)\Common Files\Cyco
Shared\RealDWG\AmberCore.IgmapPlus.PlugIns.ImportExport.ExportLAS.dll
C:\Program Files (x86)\Common Files\Cyco



Shared\RealDWG\AmberCore.IgmapPlus.PlugIns.ImportExport.ExportTIFF.dll
C:\Program Files (x86)\Common Files\Cyco
Shared\RealDWG\AmberCore.IgmapPlus.PlugIns.ImportExport.ImportESRI.dll
C:\Program Files (x86)\Common Files\Cyco
Shared\RealDWG\AmberCore.IgmapPlus.PlugIns.ImportExport.ImportLASToPointCore.dll
C:\Program Files (x86)\Common Files\Cyco
Shared\RealDWG\AmberCore.IgmapPlus.PlugIns.ImportExport.ImportLiDARCore.dll
C:\Program Files (x86)\Common Files\Cyco
Shared\RealDWG\AmberCore.IgmapPlus.PlugIns.ImportExport.ImportSDTS.dll
C:\Program Files (x86)\Common Files\Cyco
Shared\RealDWG\AmberCore.IgmapPlus.PlugIns.ImportExport.ImportTiffCore.dll
C:\Program Files (x86)\Common Files\Cyco
Shared\RealDWG\AmberCore.IgmapPlus.PlugIns.ImportExport.ImportUSGS.dll
C:\Program Files (x86)\Common Files\Cyco
Shared\RealDWG\AmberCore.IgmapPlus.PlugIns.PluginGeneral.PrjConvertors.ArcConverter.dll
C:\Program Files (x86)\Common Files\Cyco
Shared\RealDWG\AmberCore.IgmapPlus.PlugIns.PluginGeneral.PrjConvertors.BaseTiffConvertor.dll
C:\Program Files (x86)\Common Files\Cyco
Shared\RealDWG\AmberCore.IgmapPlus.PlugIns.PluginGeneral.PrjConvertors.EPSGConverter.dll
C:\Program Files (x86)\Common Files\Cyco
Shared\RealDWG\AmberCore.IgmapPlus.PlugIns.PluginGeneral.PrjConvertors.ExternalTiffInformationPrjConvertor.dll
C:\Program Files (x86)\Common Files\Cyco
Shared\RealDWG\AmberCore.IgmapPlus.PlugIns.PluginGeneral.PrjConvertors.GeoTiffConvertor.dll
C:\Program Files (x86)\Common Files\Cyco
Shared\RealDWG\AmberCore.IgmapPlus.PlugIns.PluginGeneral.PrjConvertors.MapInfoConvertor.dll
C:\Program Files (x86)\Common Files\Cyco
Shared\RealDWG\AmberCore.IgmapPlus.PlugIns.Solvers.GapFillerBase.dll
C:\Program Files (x86)\Common Files\Cyco
Shared\RealDWG\AmberCore.IgmapPlus.PlugIns.Solvers.LasPointConversion.Base.dll
C:\Program Files (x86)\Common Files\Cyco
Shared\RealDWG\AmberCore.IgmapPlus.PlugIns.Solvers.LidarGridGeneratorBaseCore.dll
C:\Program Files (x86)\Common Files\Cyco
Shared\RealDWG\AmberCore.IgmapPlus.PlugIns.Solvers.MergeLayers.dll
C:\Program Files (x86)\Common Files\Cyco



```
Shared\RealDWG\AmberCore.IgmapPlus.PlugIns.Solvers.MergeLayersDefinitions.d
ll
C:\Program Files (x86)\Common Files\Cyco
Shared\RealDWG\AmberCore.IgmapPlus.PlugIns.Solvers.SGridSplicer.dll
C:\Program Files (x86)\Common Files\Cyco
Shared\RealDWG\AmberCore.IsdCodecAPI.Common.dll
C:\Program Files (x86)\Common Files\Cyco
Shared\RealDWG\AmberCore.IsdCodecAPI.Core.dll
C:\Program Files (x86)\Common Files\Cyco
Shared\RealDWG\AmberCore.LidarAccessAPI.dll
C:\Program Files (x86)\Common Files\Cyco Shared\RealDWG\dboleut118.dll
C:\Program Files (x86)\Common Files\Cyco Shared\RealDWG\libtiff.dll
```

Contex

```
C:\Program Files (x86)\Common Files\Cyco Shared\CTX_AS32.DLL
C:\Program Files (x86)\Common Files\Cyco Shared\CTX_SN32.DLL
C:\Program Files (x86)\Common Files\Cyco Shared\HLSEI.DLL
```

InstallShield

```
C:\Program Files (x86)\Common Files\InstallShield\engine\6\Intel
32\ctor.dll
C:\Program Files (x86)\Common Files\InstallShield\engine\6\Intel
32\iuser.dll
C:\Program Files (x86)\Common Files\InstallShield\engine\6\Intel
32\objectps.dll
C:\Program Files (x86)\Common Files\InstallShield\IScript\iscript.dll
```

MicroQuill

```
C:\Program Files (x86) folder\BC-Meridian\Program\SHW32.DLL
```

Microsoft

```
C:\Windows\SysWOW64\atl70.dll
C:\Windows\SysWOW64\mfc70.dll
C:\Windows\SysWOW64\mfc70u.dll
C:\Windows\SysWOW64\MSBIND.DLL
C:\Windows\SysWOW64\msstdfmt.dll
C:\Windows\SysWOW64\msvci70.dll
C:\Windows\SysWOW64\msvcp70.dll
C:\Windows\SysWOW64\msvcr70.dll
C:\Windows\REGTLIB.EXE
C:\Program Files (x86)\Common Files\Cyco Shared\GdiPlus.dll
```

Oracle



C:\Program Files (x86)\Common Files\Cyco
Shared\AutoVue\InstallPdfPrintDriver.exe (the execution level tag of this
file is also not set)
C:\Program Files (x86)\Common Files\Cyco Shared\AutoVue\2dentity.dll
C:\Program Files (x86)\Common Files\Cyco Shared\AutoVue\acfpdf.dll
C:\Program Files (x86)\Common Files\Cyco Shared\AutoVue\acfpdfu.dll
C:\Program Files (x86)\Common Files\Cyco Shared\AutoVue\acfpdfui.dll
C:\Program Files (x86)\Common Files\Cyco Shared\AutoVue\apputils.dll
C:\Program Files (x86)\Common Files\Cyco Shared\AutoVue\attdll.dll
C:\Program Files (x86)\Common Files\Cyco Shared\AutoVue\at_gpstest.dll
C:\Program Files (x86)\Common Files\Cyco Shared\AutoVue\at_info.dll
C:\Program Files (x86)\Common Files\Cyco Shared\AutoVue\at_outtext.dll
C:\Program Files (x86)\Common Files\Cyco Shared\AutoVue\at_pfc.dll
C:\Program Files (x86)\Common Files\Cyco Shared\AutoVue\AutoVueX.ocx
C:\Program Files (x86)\Common Files\Cyco Shared\AutoVue\AvCompareX.ocx
C:\Program Files (x86)\Common Files\Cyco Shared\AutoVue\avlink.dll
C:\Program Files (x86)\Common Files\Cyco Shared\AutoVue\avmapi.dll
C:\Program Files (x86)\Common Files\Cyco Shared\AutoVue\AVMrkpX.ocx
C:\Program Files (x86)\Common Files\Cyco Shared\AutoVue\AvPrintX.ocx
C:\Program Files (x86)\Common Files\Cyco Shared\AutoVue\AvTree.dll
C:\Program Files (x86)\Common Files\Cyco Shared\AutoVue\BCGCBPRO955.dll
C:\Program Files (x86)\Common Files\Cyco Shared\AutoVue\BCGCBProResDE.dll
C:\Program Files (x86)\Common Files\Cyco Shared\AutoVue\BCGCBProResFR.dll
C:\Program Files (x86)\Common Files\Cyco Shared\AutoVue\BCGCBProResJA.dll
C:\Program Files (x86)\Common Files\Cyco Shared\AutoVue\BCGCBProResKO.dll
C:\Program Files (x86)\Common Files\Cyco Shared\AutoVue\BCGCBProResTW.dll
C:\Program Files (x86)\Common Files\Cyco Shared\AutoVue\BCGCBProResZH.dll
C:\Program Files (x86)\Common Files\Cyco Shared\AutoVue\bcgext.dll
C:\Program Files (x86)\Common Files\Cyco Shared\AutoVue\bmpfill.dll
C:\Program Files (x86)\Common Files\Cyco Shared\AutoVue\comm_png.dll
C:\Program Files (x86)\Common Files\Cyco Shared\AutoVue\csichart2.dll
C:\Program Files (x86)\Common Files\Cyco Shared\AutoVue\csicore.dll
C:\Program Files (x86)\Common Files\Cyco Shared\AutoVue\csifonteng.dll
C:\Program Files (x86)\Common Files\Cyco Shared\AutoVue\csigdi.dll
C:\Program Files (x86)\Common Files\Cyco Shared\AutoVue\csigdiplus.dll
C:\Program Files (x86)\Common Files\Cyco Shared\AutoVue\csipdf.dll
C:\Program Files (x86)\Common Files\Cyco Shared\AutoVue\csireg.dll
C:\Program Files (x86)\Common Files\Cyco Shared\AutoVue\csitbar.dll
C:\Program Files (x86)\Common Files\Cyco Shared\AutoVue\csitree.dll
C:\Program Files (x86)\Common Files\Cyco Shared\AutoVue\csiwin.dll
C:\Program Files (x86)\Common Files\Cyco Shared\AutoVue\csiwingdi.dll
C:\Program Files (x86)\Common Files\Cyco Shared\AutoVue\cvtcore.dll
C:\Program Files (x86)\Common Files\Cyco Shared\AutoVue\dibapi.dll



C:\Program Files (x86)\Common Files\Cyco Shared\AutoVue\doctbl.dll
C:\Program Files (x86)\Common Files\Cyco Shared\AutoVue\drv_acis.dll
C:\Program Files (x86)\Common Files\Cyco Shared\AutoVue\drv_dc.dll
C:\Program Files (x86)\Common Files\Cyco Shared\AutoVue\drv_dc2.dll
C:\Program Files (x86)\Common Files\Cyco Shared\AutoVue\drv_dcf.dll
C:\Program Files (x86)\Common Files\Cyco Shared\AutoVue\drv_dcf2.dll
C:\Program Files (x86)\Common Files\Cyco Shared\AutoVue\drv_dcic.dll
C:\Program Files (x86)\Common Files\Cyco Shared\AutoVue\drv_dcic2.dll
C:\Program Files (x86)\Common Files\Cyco Shared\AutoVue\drv_dct.dll
C:\Program Files (x86)\Common Files\Cyco Shared\AutoVue\drv_dcw.dll
C:\Program Files (x86)\Common Files\Cyco Shared\AutoVue\drv_fbmp.dll
C:\Program Files (x86)\Common Files\Cyco Shared\AutoVue\drv_fbmp2.dll
C:\Program Files (x86)\Common Files\Cyco Shared\AutoVue\drv_fwmf.dll
C:\Program Files (x86)\Common Files\Cyco Shared\AutoVue\drv_fwmf2.dll
C:\Program Files (x86)\Common Files\Cyco Shared\AutoVue\drv_rsm.dll
C:\Program Files (x86)\Common Files\Cyco Shared\AutoVue\drv_ss2.dll
C:\Program Files (x86)\Common Files\Cyco Shared\AutoVue\drv_ssdb.dll
C:\Program Files (x86)\Common Files\Cyco Shared\AutoVue\ecadsymb.dll
C:\Program Files (x86)\Common Files\Cyco Shared\AutoVue\edat.dll
C:\Program Files (x86)\Common Files\Cyco Shared\AutoVue\eschers.dll
C:\Program Files (x86)\Common Files\Cyco Shared\AutoVue\eschersxml.dll
C:\Program Files (x86)\Common Files\Cyco Shared\AutoVue\fonteng.dll
C:\Program Files (x86)\Common Files\Cyco Shared\AutoVue\fontserver.dll
C:\Program Files (x86)\Common Files\Cyco Shared\AutoVue\freetype.dll
C:\Program Files (x86)\Common Files\Cyco Shared\AutoVue\ftfonteng.dll
C:\Program Files (x86)\Common Files\Cyco Shared\AutoVue\ftype.dll
C:\Program Files (x86)\Common Files\Cyco Shared\AutoVue\gpscadex.dll
C:\Program Files (x86)\Common Files\Cyco Shared\AutoVue\graphics.dll
C:\Program Files (x86)\Common Files\Cyco Shared\AutoVue\graphics3d.dll
C:\Program Files (x86)\Common Files\Cyco Shared\AutoVue\h3d.dll
C:\Program Files (x86)\Common Files\Cyco Shared\AutoVue\iges3d.dll
C:\Program Files (x86)\Common Files\Cyco Shared\AutoVue\image.dll
C:\Program Files (x86)\Common Files\Cyco Shared\AutoVue\imageop.dll
C:\Program Files (x86)\Common Files\Cyco Shared\AutoVue\infodll.dll
C:\Program Files (x86)\Common Files\Cyco Shared\AutoVue\int_pngo.dll
C:\Program Files (x86)\Common Files\Cyco Shared\AutoVue\jpeg2000.dll
C:\Program Files (x86)\Common Files\Cyco Shared\AutoVue\libpng.dll
C:\Program Files (x86)\Common Files\Cyco Shared\AutoVue\listdll.dll
C:\Program Files (x86)\Common Files\Cyco Shared\AutoVue\markup.dll
C:\Program Files (x86)\Common Files\Cyco Shared\AutoVue\mrkcvr.dll
C:\Program Files (x86)\Common Files\Cyco Shared\AutoVue\mtfmngr.dll
C:\Program Files (x86)\Common Files\Cyco Shared\AutoVue\m_note.dll
C:\Program Files (x86)\Common Files\Cyco Shared\AutoVue\ole2wmf.dll



C:\Program Files (x86)\Common Files\Cyco Shared\AutoVue\oleclnt.dll
C:\Program Files (x86)\Common Files\Cyco Shared\AutoVue\outtext.dll
C:\Program Files (x86)\Common Files\Cyco Shared\AutoVue\packagefile.dll
C:\Program Files (x86)\Common Files\Cyco Shared\AutoVue\packngo.dll
C:\Program Files (x86)\Common Files\Cyco Shared\AutoVue\pafsutil.dll
C:\Program Files (x86)\Common Files\Cyco Shared\AutoVue\panbrep.dll
C:\Program Files (x86)\Common Files\Cyco Shared\AutoVue\pancore.dll
C:\Program Files (x86)\Common Files\Cyco Shared\AutoVue\pandib.dll
C:\Program Files (x86)\Common Files\Cyco Shared\AutoVue\panexp.dll
C:\Program Files (x86)\Common Files\Cyco Shared\AutoVue\pangl.dll
C:\Program Files (x86)\Common Files\Cyco Shared\AutoVue\panio.dll
C:\Program Files (x86)\Common Files\Cyco Shared\AutoVue\panlib.dll
C:\Program Files (x86)\Common Files\Cyco Shared\AutoVue\panmesh.dll
C:\Program Files (x86)\Common Files\Cyco Shared\AutoVue\panose.dll
C:\Program Files (x86)\Common Files\Cyco Shared\AutoVue\panpmi.dll
C:\Program Files (x86)\Common Files\Cyco Shared\AutoVue\pantext.dll
C:\Program Files (x86)\Common Files\Cyco Shared\AutoVue\panver.dll
C:\Program Files (x86)\Common Files\Cyco Shared\AutoVue\pcrs_bmp.dll
C:\Program Files (x86)\Common Files\Cyco Shared\AutoVue\pcrs_eps.dll
C:\Program Files (x86)\Common Files\Cyco Shared\AutoVue\pcrs_gp4.dll
C:\Program Files (x86)\Common Files\Cyco Shared\AutoVue\pcrs_pcl.dll
C:\Program Files (x86)\Common Files\Cyco Shared\AutoVue\pcrs_pcx.dll
C:\Program Files (x86)\Common Files\Cyco Shared\AutoVue\pcrs_rlc.dll
C:\Program Files (x86)\Common Files\Cyco Shared\AutoVue\pcrs_tif.dll
C:\Program Files (x86)\Common Files\Cyco Shared\AutoVue\pctl.dll
C:\Program Files (x86)\Common Files\Cyco Shared\AutoVue\pctlbase.dll
C:\Program Files (x86)\Common Files\Cyco Shared\AutoVue\pctlp.dll
C:\Program Files (x86)\Common Files\Cyco Shared\AutoVue\pctl_3d.dll
C:\Program Files (x86)\Common Files\Cyco Shared\AutoVue\pctl_ar.dll
C:\Program Files (x86)\Common Files\Cyco Shared\AutoVue\pctl_db.dll
C:\Program Files (x86)\Common Files\Cyco Shared\AutoVue\pctl_dc.dll
C:\Program Files (x86)\Common Files\Cyco Shared\AutoVue\pctl_rs.dll
C:\Program Files (x86)\Common Files\Cyco Shared\AutoVue\pctl_ss.dll
C:\Program Files (x86)\Common Files\Cyco Shared\AutoVue\pcvc_pdf.dll
C:\Program Files (x86)\Common Files\Cyco Shared\AutoVue\pfar_ar.dll
C:\Program Files (x86)\Common Files\Cyco Shared\AutoVue\pfar_gzip.dll
C:\Program Files (x86)\Common Files\Cyco Shared\AutoVue\pfar_lzh.dll
C:\Program Files (x86)\Common Files\Cyco Shared\AutoVue\pfar_tar.dll
C:\Program Files (x86)\Common Files\Cyco Shared\AutoVue\pfdc_asc.dll
C:\Program Files (x86)\Common Files\Cyco Shared\AutoVue\pfdc_exe.dll
C:\Program Files (x86)\Common Files\Cyco Shared\AutoVue\pfdc_hex.dll
C:\Program Files (x86)\Common Files\Cyco Shared\AutoVue\pfdc_msg.dll
C:\Program Files (x86)\Common Files\Cyco Shared\AutoVue\pfdc_rtf.dll



C:\Program Files (x86)\Common Files\Cyco Shared\AutoVue\pfdc_txt.dll
C:\Program Files (x86)\Common Files\Cyco Shared\AutoVue\pfdc_word.dll
C:\Program Files (x86)\Common Files\Cyco Shared\AutoVue\pfdc_wordxml.dll
C:\Program Files (x86)\Common Files\Cyco Shared\AutoVue\pfdc_ww.dll
C:\Program Files (x86)\Common Files\Cyco Shared\AutoVue\pfdc_ww6.dll
C:\Program Files (x86)\Common Files\Cyco Shared\AutoVue\pfdc_xls.dll
C:\Program Files (x86)\Common Files\Cyco Shared\AutoVue\pfrs_all.dll
C:\Program Files (x86)\Common Files\Cyco Shared\AutoVue\pfrs_bmp.dll
C:\Program Files (x86)\Common Files\Cyco Shared\AutoVue\pfrs_gif.dll
C:\Program Files (x86)\Common Files\Cyco Shared\AutoVue\pfrs_hprs.dll
C:\Program Files (x86)\Common Files\Cyco Shared\AutoVue\pfrs_hrf.dll
C:\Program Files (x86)\Common Files\Cyco Shared\AutoVue\pfrs_ico.dll
C:\Program Files (x86)\Common Files\Cyco Shared\AutoVue\pfrs_itg.dll
C:\Program Files (x86)\Common Files\Cyco Shared\AutoVue\pfrs_j2k.dll
C:\Program Files (x86)\Common Files\Cyco Shared\AutoVue\pfrs_jpg.dll
C:\Program Files (x86)\Common Files\Cyco Shared\AutoVue\pfrs_mod.dll
C:\Program Files (x86)\Common Files\Cyco Shared\AutoVue\pfrs_nrf.dll
C:\Program Files (x86)\Common Files\Cyco Shared\AutoVue\pfrs_pcx.dll
C:\Program Files (x86)\Common Files\Cyco Shared\AutoVue\pfrs_pic.dll
C:\Program Files (x86)\Common Files\Cyco Shared\AutoVue\pfrs_png.dll
C:\Program Files (x86)\Common Files\Cyco Shared\AutoVue\pfrs_ppm.dll
C:\Program Files (x86)\Common Files\Cyco Shared\AutoVue\pfrs_pr.dll
C:\Program Files (x86)\Common Files\Cyco Shared\AutoVue\pfrs_rif.dll
C:\Program Files (x86)\Common Files\Cyco Shared\AutoVue\pfrs_rlc.dll
C:\Program Files (x86)\Common Files\Cyco Shared\AutoVue\pfrs_rle.dll
C:\Program Files (x86)\Common Files\Cyco Shared\AutoVue\pfrs_tga.dll
C:\Program Files (x86)\Common Files\Cyco Shared\AutoVue\pfrs_tif.dll
C:\Program Files (x86)\Common Files\Cyco Shared\AutoVue\pfrs_xwd.dll
C:\Program Files (x86)\Common Files\Cyco Shared\AutoVue\pfss_xls.dll
C:\Program Files (x86)\Common Files\Cyco Shared\AutoVue\pfss_xlsx.xml.dll
C:\Program Files (x86)\Common Files\Cyco Shared\AutoVue\pfvc_cgm.dll
C:\Program Files (x86)\Common Files\Cyco Shared\AutoVue\pfvc_dg8.dll
C:\Program Files (x86)\Common Files\Cyco Shared\AutoVue\pfvc_dgn.dll
C:\Program Files (x86)\Common Files\Cyco Shared\AutoVue\pfvc_dst.dll
C:\Program Files (x86)\Common Files\Cyco Shared\AutoVue\pfvc_dwf.dll
C:\Program Files (x86)\Common Files\Cyco Shared\AutoVue\pfvc_dwg.dll
C:\Program Files (x86)\Common Files\Cyco Shared\AutoVue\pfvc_dwg13.dll
C:\Program Files (x86)\Common Files\Cyco Shared\AutoVue\pfvc_dxb.dll
C:\Program Files (x86)\Common Files\Cyco Shared\AutoVue\pfvc_fmt.dll
C:\Program Files (x86)\Common Files\Cyco Shared\AutoVue\pfvc_fmt2.dll
C:\Program Files (x86)\Common Files\Cyco Shared\AutoVue\pfvc_igr.dll
C:\Program Files (x86)\Common Files\Cyco Shared\AutoVue\pfvc_igs.dll
C:\Program Files (x86)\Common Files\Cyco Shared\AutoVue\pfvc_mi.dll



C:\Program Files (x86)\Common Files\Cyco Shared\AutoVue\pfvc_msp.dll
C:\Program Files (x86)\Common Files\Cyco Shared\AutoVue\pfvc_p95.dll
C:\Program Files (x86)\Common Files\Cyco Shared\AutoVue\pfvc_p97.dll
C:\Program Files (x86)\Common Files\Cyco Shared\AutoVue\pfvc_pdf.dll
C:\Program Files (x86)\Common Files\Cyco Shared\AutoVue\pfvc_pptxml.dll
C:\Program Files (x86)\Common Files\Cyco Shared\AutoVue\pfvc_pr3.dll
C:\Program Files (x86)\Common Files\Cyco Shared\AutoVue\pfvc_prn.dll
C:\Program Files (x86)\Common Files\Cyco Shared\AutoVue\pfvc_prt.dll
C:\Program Files (x86)\Common Files\Cyco Shared\AutoVue\pfvc_ps.dll
C:\Program Files (x86)\Common Files\Cyco Shared\AutoVue\pfvc_se.dll
C:\Program Files (x86)\Common Files\Cyco Shared\AutoVue\pfvc_shp.dll
C:\Program Files (x86)\Common Files\Cyco Shared\AutoVue\pfvc_slb.dll
C:\Program Files (x86)\Common Files\Cyco Shared\AutoVue\pfvc_sld.dll
C:\Program Files (x86)\Common Files\Cyco Shared\AutoVue\pfvc_sw2.dll
C:\Program Files (x86)\Common Files\Cyco Shared\AutoVue\pfvc_vis.dll
C:\Program Files (x86)\Common Files\Cyco Shared\AutoVue\pfvc_wmf.dll
C:\Program Files (x86)\Common Files\Cyco Shared\AutoVue\pmi.dll
C:\Program Files (x86)\Common Files\Cyco Shared\AutoVue\privilege.dll
C:\Program Files (x86)\Common Files\Cyco Shared\AutoVue\qviewav.dll
C:\Program Files (x86)\Common Files\Cyco Shared\AutoVue\regdll.dll
C:\Program Files (x86)\Common Files\Cyco Shared\AutoVue\regex.dll
C:\Program Files (x86)\Common Files\Cyco Shared\AutoVue\rtf.dll
C:\Program Files (x86)\Common Files\Cyco Shared\AutoVue\shxfonteng.dll
C:\Program Files (x86)\Common Files\Cyco Shared\AutoVue\sldworks.dll
C:\Program Files (x86)\Common Files\Cyco Shared\AutoVue\smodeler.dll
C:\Program Files (x86)\Common Files\Cyco Shared\AutoVue\sm_buildbody.dll
C:\Program Files (x86)\Common Files\Cyco Shared\AutoVue\sysfonteng.dll
C:\Program Files (x86)\Common Files\Cyco Shared\AutoVue\thread.dll
C:\Program Files (x86)\Common Files\Cyco Shared\AutoVue\thumb.dll
C:\Program Files (x86)\Common Files\Cyco Shared\AutoVue\translay.dll
C:\Program Files (x86)\Common Files\Cyco Shared\AutoVue\ude_angd.dll
C:\Program Files (x86)\Common Files\Cyco Shared\AutoVue\ude_arcd.dll
C:\Program Files (x86)\Common Files\Cyco Shared\AutoVue\ude_area.dll
C:\Program Files (x86)\Common Files\Cyco Shared\AutoVue\ude_cdis.dll
C:\Program Files (x86)\Common Files\Cyco Shared\AutoVue\ude_clud.dll
C:\Program Files (x86)\Common Files\Cyco Shared\AutoVue\ude_dist.dll
C:\Program Files (x86)\Common Files\Cyco Shared\AutoVue\ude_dm.dll
C:\Program Files (x86)\Common Files\Cyco Shared\AutoVue\ude_grop.dll
C:\Program Files (x86)\Common Files\Cyco Shared\AutoVue\ude_lder.dll
C:\Program Files (x86)\Common Files\Cyco Shared\AutoVue\ude_ole.dll
C:\Program Files (x86)\Common Files\Cyco Shared\AutoVue\ude_signoff.dll
C:\Program Files (x86)\Common Files\Cyco Shared\AutoVue\ude_sym.dll
C:\Program Files (x86)\Common Files\Cyco Shared\AutoVue\ufffonteng.dll



```
C:\Program Files (x86)\Common Files\Cyco Shared\AutoVue\UninstAv.dll
C:\Program Files (x86)\Common Files\Cyco Shared\AutoVue\vbcsi.dll
C:\Program Files (x86)\Common Files\Cyco Shared\AutoVue\vcetutils.dll
C:\Program Files (x86)\Common Files\Cyco Shared\AutoVue\vueLicense.dll
C:\Program Files (x86)\Common Files\Cyco Shared\AutoVue\xerces-c_2_8.dll
C:\Program Files (x86)\Common Files\Cyco Shared\AutoVue\xmlsax.dll
```

9.5.5 AutoVue setup

If AutoVue has already been installed on a computer by a setup program other than Meridian Enterprise, the Meridian Enterprise setup program cannot detect it and errors might occur during Meridian installation. We recommend that you uninstall the previous installation of AutoVue before installing Meridian Enterprise.

9.5.6 Vaults unavailable after installing Meridian Enterprise 64-bit edition

Upgrading an existing Meridian Enterprise server from 32-bit components to 64-bit components on a 64-bit computer requires extra attention. The 64-bit Meridian Enterprise setup programs do not detect a previous installation of 32-bit components or upgrade them. The process must be performed manually. For more information, see the Meridian Enterprise knowledge base.

Related information

[Meridian Enterprise 64-bit setup](#)

9.6 Viewers

9.6.1 AutoVue

Following are known problems with the AutoVue viewers in some Meridian Enterprise versions. These problems are actively being resolved wherever possible. Some of these issues are limited to the BlueCielo implementation of the viewers and are the responsibility of BlueCielo ECM Solutions. Other issues are native to the viewers themselves and are the responsibility of Oracle, Inc. Solutions will be provided as hotfixes or in future Meridian releases.

- Generating thumbnail images of 3D models is not supported by AutoVue 21 .
- AutoVue 20.2.3 can stop working when viewing some Microsoft Excel (.xls, .xlsx) files.
- The Adobe PDF printer driver might not print right-aligned watermark text completely.
- Print previews may not show the correct color and position of watermarks.
- The error **Failed to Initialize JVue applet** can occur if all of the following are true in the same Internet Explorer session:
 - AutoVue is installed on the local PC as a desktop deployment
 - A document is viewed in the Meridian Web Client with AutoVue installed as a client/server deployment and the **Use Oracle AutoVue for viewing documents** option is enabled
 - The option is then disabled
 - Viewing a document with the desktop deployment is attempted

The problem is that the Java virtual machine cannot be reloaded. Restarting the browser reloads the virtual machine and the other viewer deployment can be used.



- The AutoVue Desktop versions are not supported by the 64-bit Meridian clients. Consider installing AutoVue in a either a client/server or desktop deployment in such cases. For more information, see the *BlueCielo Meridian Enterprise Administrator's Guide*.
- No support for object enablers in .dwg files created by the AutoCAD vertical applications and Autodesk Inventor. The objects are not shown in the viewer.
- Right-clicking to display the shortcut menu may execute the **Zoom All** command.
- License file information may be requested when switching between the AutoVue Desktop and AutoVue Client/Server viewers. Restarting the client application resolves the error.
- If AutoVue 3D is installed on a computer where AutoVue 2D was originally installed by a BlueCielo setup program and the BlueCielo setup program's **Repair** option is executed, the original BlueCielo installation will be restored and the computer will revert to the AutoVue 2D viewer. To restore AutoVue 3D, uninstall AutoVue 3D before executing the BlueCielo setup program's repair option and reinstall AutoVue 3D afterward.
- The AutoVue Document Converter will fail to install if User Account Control (UAC) is enabled on 64-bit computers.
- The borders drawn around hotspots can appear inaccurate depending on the computer's operating system. The region that the borders surround can be several pixels too large or too small in height or width. The location of the borders has no effect on the functionality of the hotspots. The borders are drawn using the Autodesk RealDWG library that does so with a virtual graphic device so that the borders can be shown on any hardware graphics device. The screen coordinates of the virtual device are slightly different on different operating systems and in different versions of RealDWG. The borders drawn by AutoCAD are accurate because AutoCAD does so with the hardware graphics device.
- When used with Java 6, the viewer may retain focus after showing a document when browsing a navigation view. This can make it difficult to browse the view with the keyboard arrow keys. This can be resolved by installing a newer version of Java. For information about issues with other versions of Java, see the *BlueCielo Meridian Enterprise Supported Software* document.
- When used with Java 8, the Print and Print Preview commands might not work. The solution is to either downgrade to Java 7 or perform the following workaround:
 1. Stop AutoVue Server
 2. Open the file `AVS\bin\allusers.ini` in any text editor.
 3. Add the setting **NATIVEJAVAPRINTING=1** to the **[PRINTOPTIONS]** section like this:

```
[PRINTOPTIONS]
NATIVEJAVAPRINTING=1
```
 4. Save the change.
 5. Restart AutoVue Server
 6. Test the Print and Print Preview commands.



9.6.2 Draft Print doesn't work in NavisWorks Freedom viewer

Using the **Draft Print** command from the viewer toolbar will result in an error message **No viewer available for this document**. The NavisWorks viewer does not support the command.

9.6.3 Watermarks not supported by Adobe Reader X

Printing watermarks is not supported by Adobe Reader X .

9.7 Web Access

9.7.1 Access denied opening documents in Remote mode

An access denied error can occur when attempting to open documents from a vault with the Meridian Web Client in Remote mode when electronic signatures are enabled for workflow transitions. There is currently no known workaround.

9.7.2 Edit Hotspot toolbar button state doesn't change

The **Edit Hotspot** toolbar button appearance (disabled or enabled) does not change when the **Show/Hide Hotspots** option is toggled from the viewer shortcut menu.

9.7.3 Viewer overlays drop-down lists

Under certain conditions in the Meridian Web Client, the viewer window can appear over a drop-down list that is opened near it instead of the list over the viewer. This can prevent seeing or selecting list values. To work around this problem, resize the Meridian Web Client window panes or close the viewer pane.

9.7.4 Property pages frame empty if UseFrames enabled

This issue can be resolved by either:

- Refreshing the browser
- Updating Internet Explorer to build 11.0.9600.17126 or higher.

9.7.5 HTTP Error 404.2 - Not Found

This error can occur after installing Meridian Enterprise Web Access when some of its components are restricted by IIS.

To prevent this error:

1. In Internet Information Services Manager, at the server level in the configuration tree, in the **IIS** group, open **ISAPI and CGI Restrictions**. The list of installed extensions appears.
2. Ensure that the **Restriction** value for the **ASP.NET v4.0.30319** and **BlueCielo Web Access** extensions is set to **Allowed**.

9.7.6 64-bit support

The following features are not supported by Web Access on 64-bit platforms:



- Document viewing with AutoVue Desktop versions. AutoVue installed as a client/server or as a desktop deployment may be used instead.
- Document download, batch, and hybrid document support
- Offline mode
- Briefcase metadata stored in Microsoft formats unless the Microsoft Access Database Engine 2010 Redistributables package is installed.
- Remote session support

To install 64-bit support, launch the 64-bit `.msi` package.

9.7.7 Title block field update upon check-in

When checking in a document with Web Access or in Offline mode that contains synchronized title block properties, the local copy of the document may be different from the version in the vault after the check-in is completed. This happens only when on the **Title Blocks** tab of the document type, the **Read title block fields when a document is checked in through Web Access** option is set and one or more of the options under **Write title block fields**.

The reason this happens is that during the check-in, the title block properties are read from the title block and copied into the vault. After that, the working copy is submitted, which causes the title block fields in the checked-in document to be updated according to the new values. The result is that the document in the vault is newer than the document on the local computer. To resolve this, use the **Download Document** command in Web Access to download the updated document.

9.7.8 SharePoint 2003 and WebAccess on one server

To allow SharePoint 2003 and Meridian Web Access to coexist on one server, you must add the Meridian virtual folder as the **Excluded Paths** option in SharePoint Central administration. To do so, follow these steps:

1. Open the Central Administration web page.
2. Select **Configure Virtual server settings**.
3. Select the site to configure, usually this is **Default Web Site**.
4. Under **Virtual Server Management**, choose **Define managed paths**.
5. If **Meridian** is not yet in the list of **Excluded Paths**, enter it in the **Path** entry field at the bottom, select **Excluded path** and click **OK**.

9.8 BlueCielo Publisher

The following are known problems with this Publisher release:

- Document properties are not copied to the rendition when print stamps or signature pages are included in the job. This is an issue with the third party component that Publisher uses to render the additional text. There is no known workaround at this time and BlueCielo is researching a solution.
- Attempting to scan a new cluster node for rendering applications after connecting to a different configuration database can generate the error **Execution request ... has no task code**. To prevent this error, remove all cluster nodes and select rendering applications first before changing to a



new configuration database. Re-add the cluster nodes after connection to the new configuration database.

- Rendering profiles configured for SolidWorks to PDF format, Autodesk Revit to BMP format, Autodesk Inventor 2016 to PDF format, and MS Visio to PDF format require Meridian Enterprise Server to be configured to not run as a service as described in the *BlueCielo Meridian Enterprise Server Administrator's Guide*. For Autodesk Inventor 2016 specifically, Inventor must run in interactive mode when publishing to DWF format in Express mode with the **Create 2D snapshot** option enabled.
- Rendering vector drawings to raster formats (BMP, TIFF) at 100% scale with the AutoVue rendering module can fail if the output image is very large. A workaround is to apply a smaller scale factor, for example, 50%.
- The AutoVue rendering module does not support filenames that contain commas. Rendering such files will cause errors that contain **The requested operation cannot be performed on a file with a user-mapped section open** and the publishing job will fail. To work around this issue, remove all commas from the filenames before submitting them for rendering.
- Errors can appear in the publishing log that read **[BC Publisher Writing] ERROR: System.InvalidOperationException: There is an error in XML document** when publishing TIF files to SharePoint. The issue is caused by invalid EXIF metadata in the files that SharePoint cannot extract.
- Rendering to PDF with the AutoVue rendering module in the landscape orientation does not work correctly for `.doc` and `.txt` files.
- The quantity of file extensions that is shown in the **Input extensions** field of an AutoVue rendering profile is not updated if different AutoVue components (2D or 3D) are installed after the rendering profile was created. You can resolve this by clicking **Configure** to open the **INPUT EXTENSIONS** dialog box and then close the dialog box and save the configuration. The quantity should then reflect the currently configured file extensions.
- In Meridian Enterprise Server Configurator, some rendering module option pages might not display correctly in Internet Explorer 10 and lower. This does not affect usability, however.
- On an AutoCAD 2014 or later rendering node:
 - The Meridian Enterprise Server program folder (by default, `C:\Program Files\BC-Meridian Enterprise Server`) and the Meridian Enterprise program folder (by default, `C:\Program Files\BC-Meridian\Program`) should be added to the **TRUSTEDPATHS** system variable in AutoCAD by clicking **Tools>Options>Files>Trusted Location**.
 - Set the **InfoCenterOn** value to 0 (zero) in the registry. Otherwise, an extra AutoCAD process will be started during rendering that can cause rendering jobs to fail.
 - AutoCAD rendering jobs that use the **AutoCAD DWG To PDF.pc3** plotter option should have the setting **Show result in viewer** disabled. Otherwise, if Acrobat Reader is not installed, the rendering job might fail because of a Windows dialog.
- If the SharePoint library **Require Check Out** option is enabled and a feedback property is configured, updates of the feedback property will fail. Also, if the **Document Version History** option is enabled, publishing documents will create new revisions of the source documents.



- The first revision number of documents published to SharePoint is always 2 if the library is configured to use major revision numbers. If the library is configured to use minor revision numbers, the revision is number 1.0.
- The has the following limitations:
- If the AutoCAD rendering module loads an old Autodesk Mechanical Desktop drawing, the AutoCAD session might display a dialog stating **"You cannot edit Autodesk Mechanical Desktop drawings in AutoCAD Mechanical. All AutoCAD Mechanical commands, including SAVE, are now disabled."** Rendering will not proceed until a user clicks the **Close** button in this dialog. If the button is not clicked, rendering will terminate when the publishing job's configured timeout period has elapsed. This is a technical problem with AutoCAD. Such drawings should be upgraded or not rendered.
- The Oracle AutoVue rendering module can produce filled black rectangles around shaded models in the PDF output of Autodesk Inventor `.idw` and `.dwg` files. This can be prevented by enabling the AutoVue Document Converter option **Spool print documents so program finishes printing faster**.
- Printer drivers are not supported for creating renditions.
- If the **Keep Modification Information** option is enabled for a BlueCielo Meridian Enterprise destination vault, it is possible to produce inconsistencies between the source and destination systems. This can occur if the document is modified without updating the **Modified** file attribute and published again. An example of this is when title block properties are updated by the Meridian Enterprise PowerUser client.
- If the **Add comment when document has been published** option is enabled in the BlueCielo Meridian Enterprise system link, then publishing a batch of documents might fail and report an error stating **"The object is currently being edited by another session."** Disabling the option or using VBScript batch support will prevent the error.
- The AutoVue rendering module may fail to render files with names that contain characters that are not supported by the current Windows locale.
- The AutoVue rendering module does not support output of redlines in renditions. Use the AutoVue Desktop Deployment rendering module instead, which does support them but supports fewer rendering options.